



Semester End Feedback

Academic Year: 2022-23

CSE (DATA SCIENCE)

(First Year)

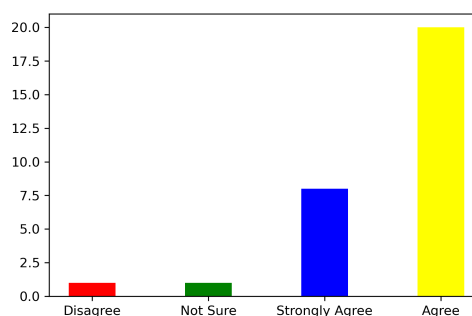
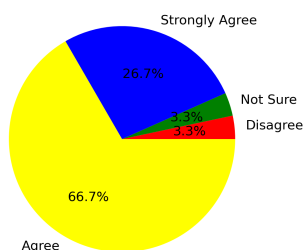
Even Semester

Feedback on Academics

Total No. of Students participated in the survey: 30

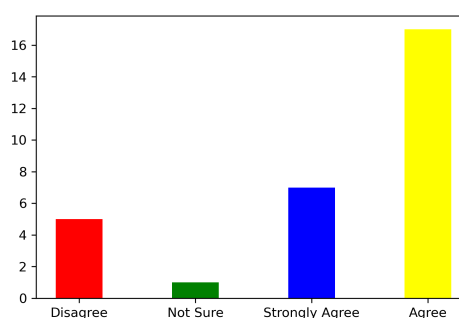
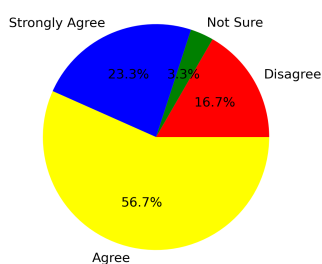
1. Did you acquire any new technical or scientific knowledge?

Strongly Agree [4] =26.67% Agree [3] =66.67% Disagree [2] =3.33% Not sure [1] =3.33%



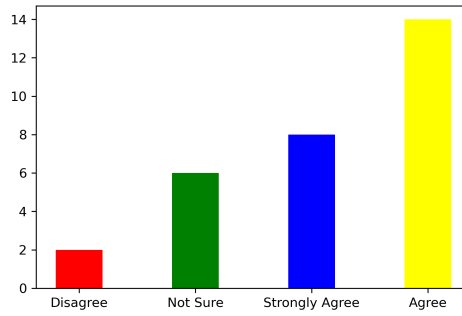
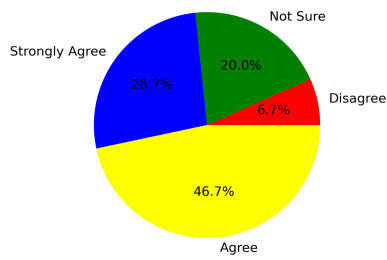
2. Are you able to apply the knowledge and skills you gained in real life problem solving?

Strongly Agree [4] =23.33% Agree [3] =56.67% Disagree [2] =16.67% Not sure [1] =3.33%



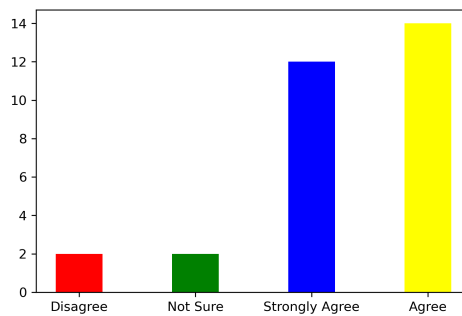
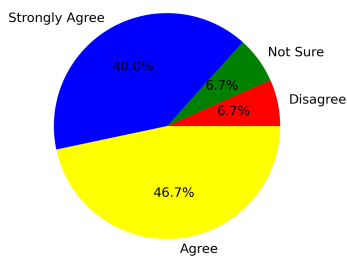
3. Are the subjects you studied relevant to the current industry need?

Strongly Agree [4] =26.67% Agree [3] =46.67% Disagree [2] =6.67% Not sure [1] =20.0%



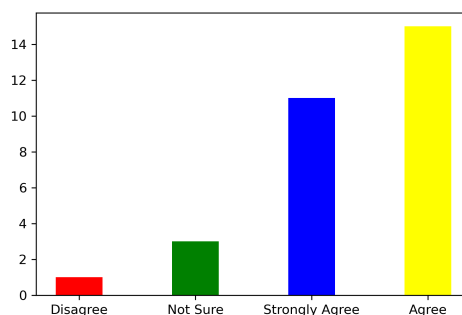
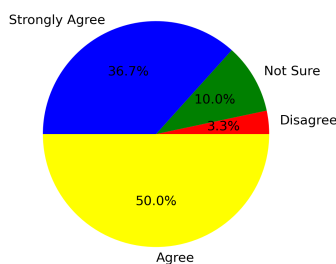
4. Availability and adequacy of modern tools in the laboratories?

Strongly Agree [4] =40.0% Agree [3] =46.67% Disagree [2] =6.67% Not sure [1] =6.67%



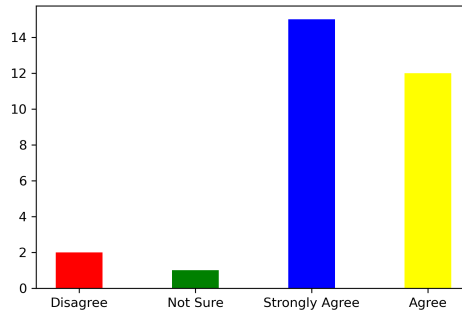
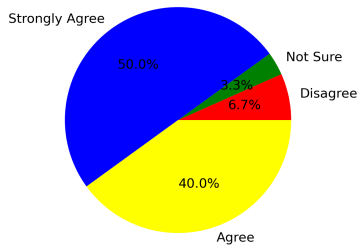
5. Are the experiments/practical prescribed in the subjects/courses helpful for your future?

Strongly Agree [4] =36.67% Agree [3] =50.0% Disagree [2] =3.33% Not sure [1] =10.0%



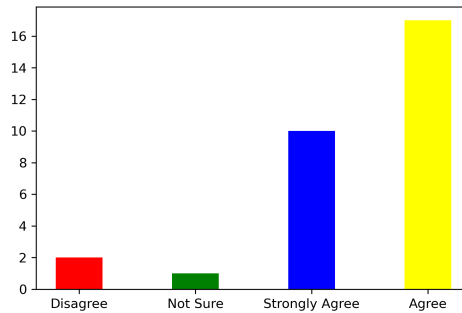
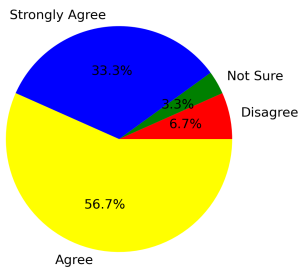
6. How is the mentorship and counselling process in the department?

Strongly Agree [4] =50.0% Agree [3] =40.0% Disagree [2] =6.67% Not sure [1] =3.33%



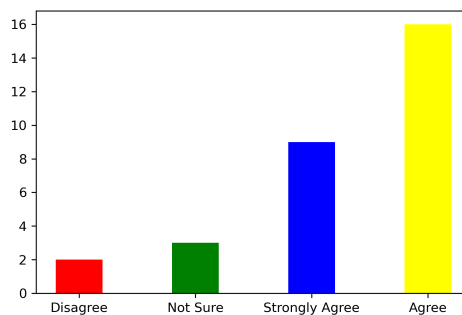
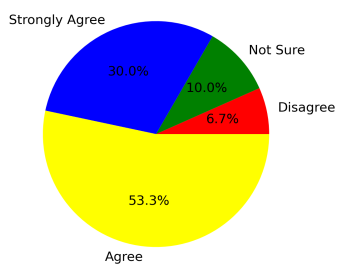
7. How is the overall learning environment?

Strongly Agree [4] =33.33% Agree [3] =56.67% Disagree [2] =6.67% Not sure [1] =3.33%



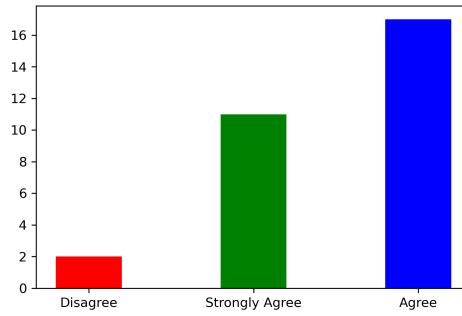
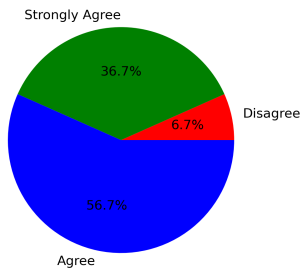
8. Did you improve your communication skill?

Strongly Agree [4] =30.0% Agree [3] =53.33% Disagree [2] =6.67% Not sure [1] =10.0%



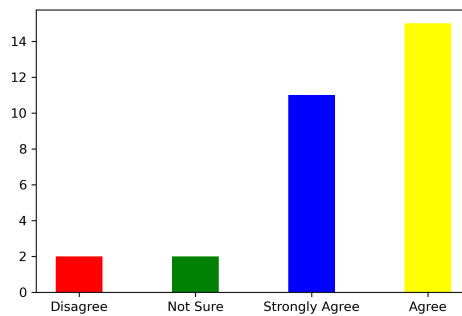
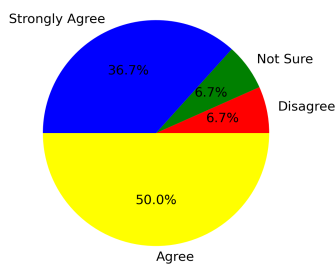
9. Are the teachers able to demonstrate the required knowledge and skills?

Strongly Agree [4] =36.67% Agree [3] =56.67% Disagree [2] =6.67% Not sure [1] =0



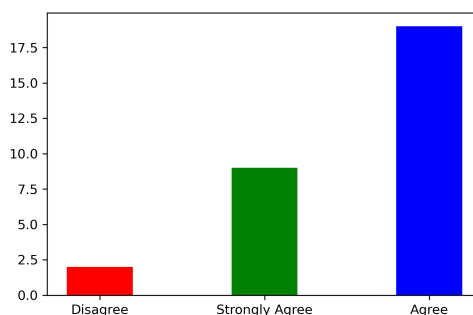
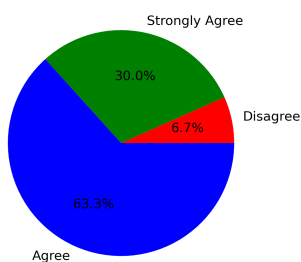
10. Is the pedagogy used by the teachers effective and interesting?

Strongly Agree [4] =36.67% Agree [3] =50.0% Disagree [2] =6.67% Not sure [1] =6.67%



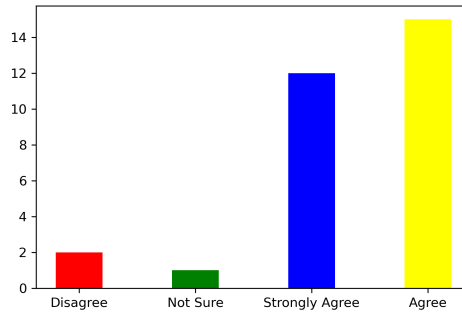
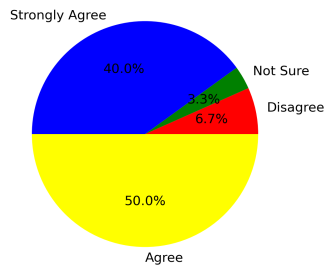
11. Are the opportunities provided for cocurricular and extracurricular activities?

Strongly Agree [4] =30.0% Agree [3] =63.33% Disagree [2] =6.67% Not sure [1] =0



12. Are events (workshop/seminar/webinar etc.) conducted for the holistic development of the students and to bridge industry-academia gap?

Strongly Agree [4] =40.0% Agree [3] =50.0% Disagree [2] =6.67% Not sure [1] =3.33%



Summary

Strongly Agree: 34.17%

Agree: 53.06%

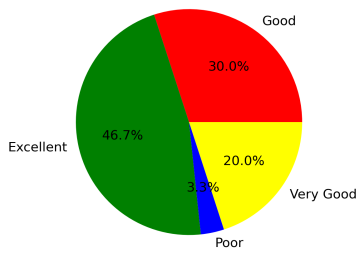
Disagree: 6.94%

Not Sure: 5.83%

Feedback on Facilities

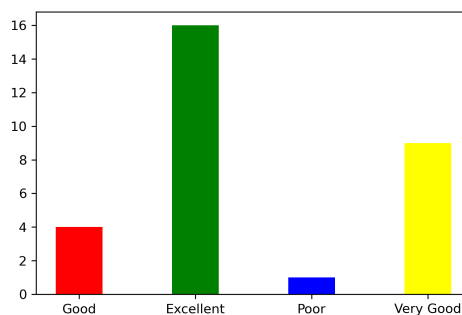
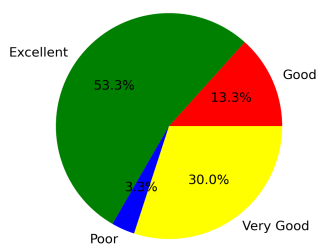
1. Laboratory facility

Excellent [4] =46.67% Very Good [3] =20.0% Good [2] =30.0% Poor [1] =3.33%



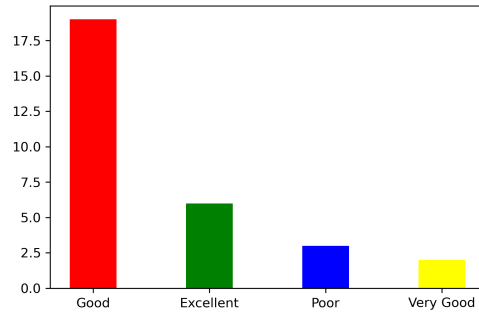
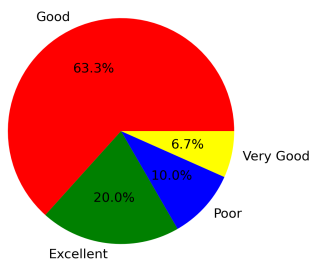
2. Library facility

Excellent [4] =53.33% Very Good [3] =30.0% Good [2] =13.33% Poor [1] =3.33%



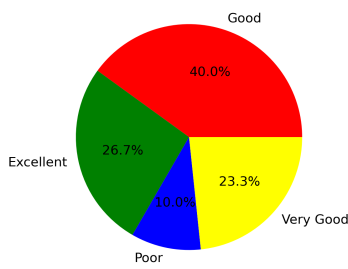
3. Hostel facility (if applicable)

Excellent [4] =20.0% Very Good [3] =6.67% Good [2] =63.33% Poor [1] =10.0%



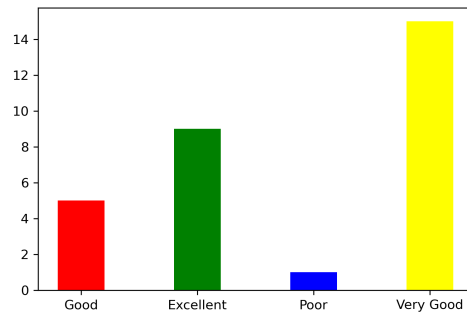
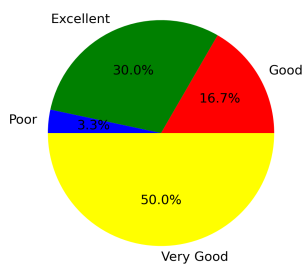
4. Sports facility

Excellent [4] =26.67% Very Good [3] =23.33% Good [2] =40.0% Poor [1] =10.0%



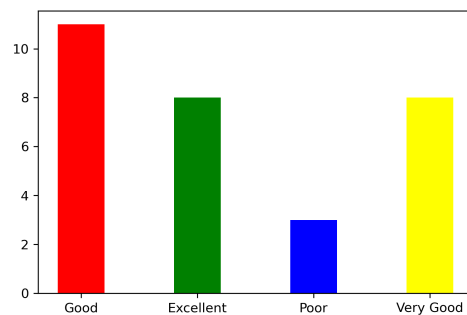
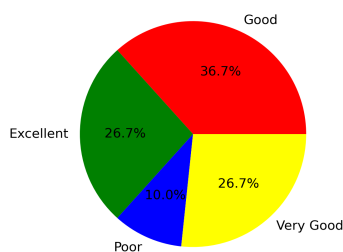
5. Water facility

Excellent [4] =30.0% Very Good [3] =50.0% Good [2] =16.67% Poor [1] =3.33%



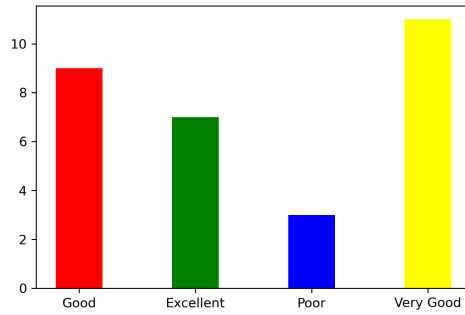
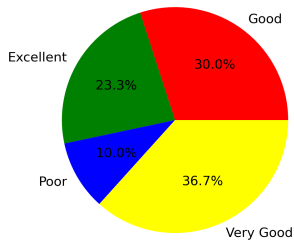
6. Cleanliness and Hygiene

Excellent [4] =26.67% Very Good [3] =26.67% Good [2] =36.67% Poor [1] =10.0%



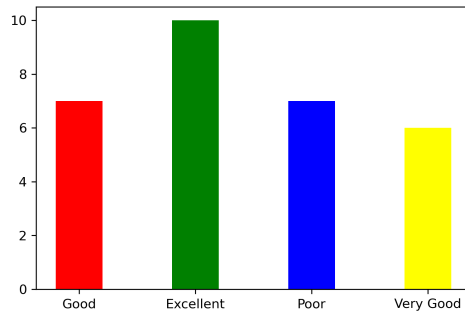
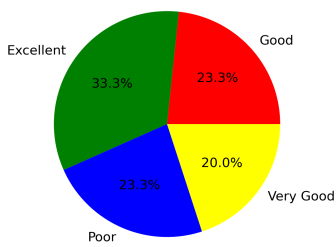
7. Canteen facility

Excellent [4] =23.33% Very Good [3] =36.67% Good [2] =30.0% Poor [1] =10.0%



8. Internet facility

Excellent [4] =33.33% Very Good [3] =20.0% Good [2] =23.33% Poor [1] =23.33%



Summary

Excellent: 32.5%
Very Good: 26.67%
Good: 31.67%
Poor: 9.17%

This is a computer generated statement and does not require a signature.