



Semester End Feedback

Academic Year: 2022-23

COMPUTER SCIENCE ENGINEERING

(First Year)

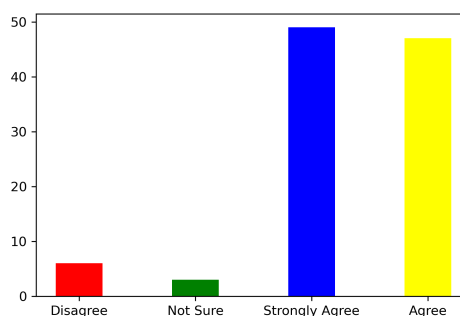
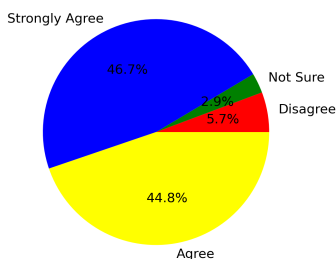
Even Semester

Feedback on Academics

Total No. of Students participated in the survey: 105

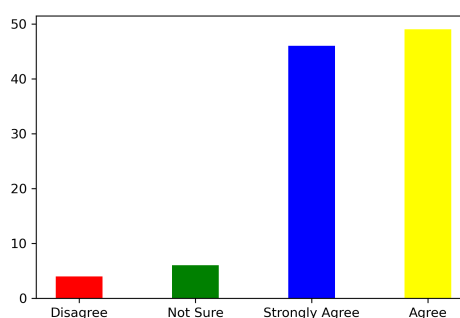
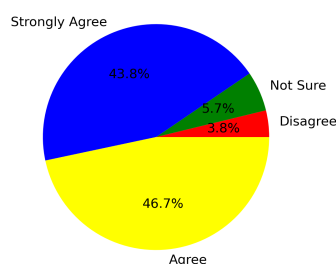
1. Did you acquire any new technical or scientific knowledge?

Strongly Agree [4] =46.67% Agree [3] =44.76% Disagree [2] =5.71% Not sure [1] =2.86%



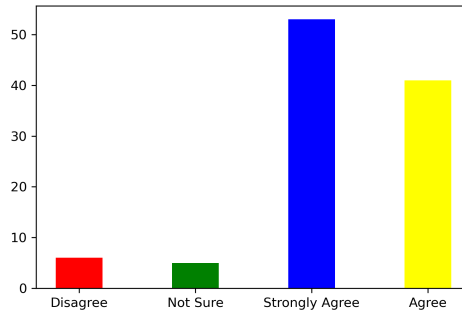
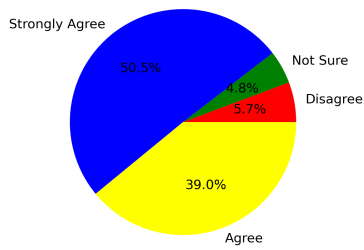
2. Are you able to apply the knowledge and skills you gained in real life problem solving?

Strongly Agree [4] =43.81% Agree [3] =46.67% Disagree [2] =3.81% Not sure [1] =5.71%



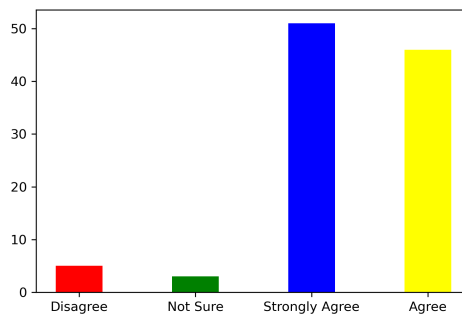
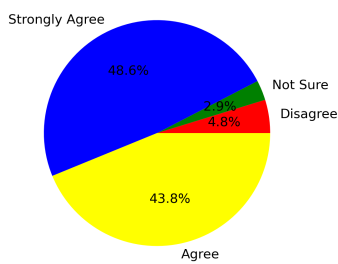
3. Are the subjects you studied relevant to the current industry need?

Strongly Agree [4] =50.48% Agree [3] =39.05% Disagree [2] =5.71% Not sure [1] =4.76%



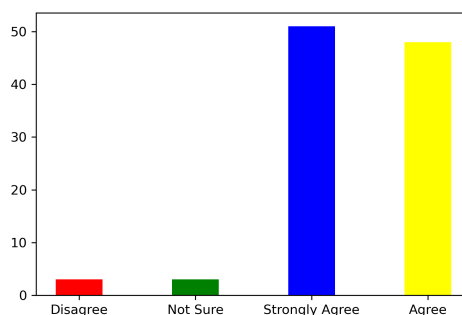
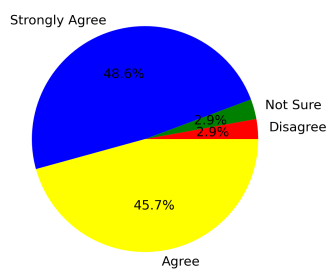
4. Availability and adequacy of modern tools in the laboratories?

Strongly Agree [4] =48.57% Agree [3] =43.81% Disagree [2] =4.76% Not sure [1] =2.86%



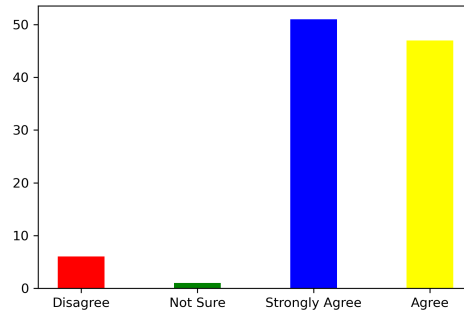
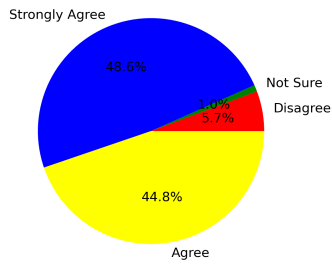
5. Are the experiments/practical prescribed in the subjects/courses helpful for your future?

Strongly Agree [4] =48.57% Agree [3] =45.71% Disagree [2] =2.86% Not sure [1] =2.86%



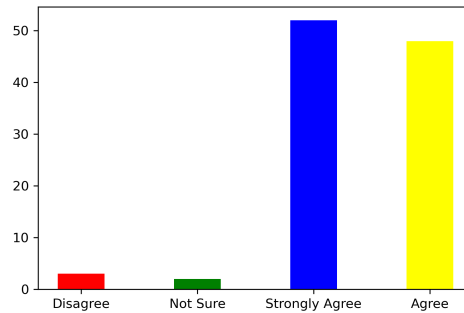
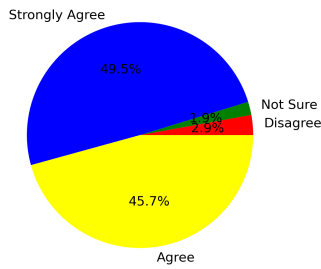
6. How is the mentorship and counselling process in the department?

Strongly Agree [4] =48.57% Agree [3] =44.76% Disagree [2] =5.71% Not sure [1] =0.95%



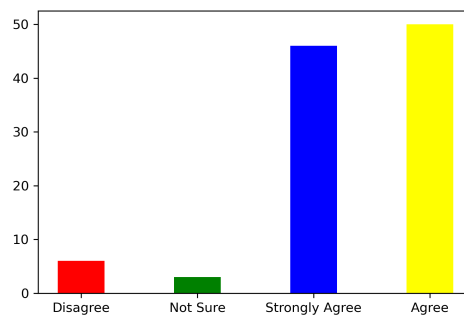
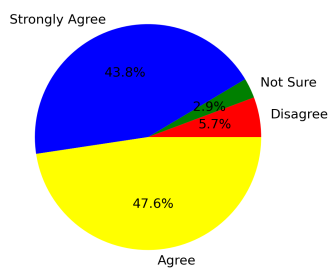
7. How is the overall learning environment?

Strongly Agree [4] =49.52% Agree [3] =45.71% Disagree [2] =2.86% Not sure [1] =1.9%



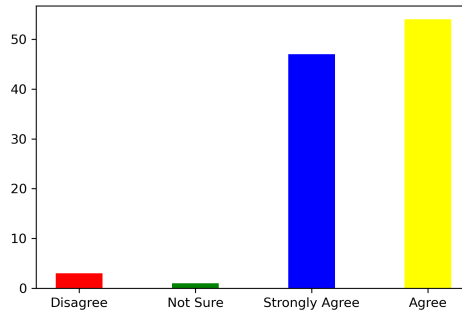
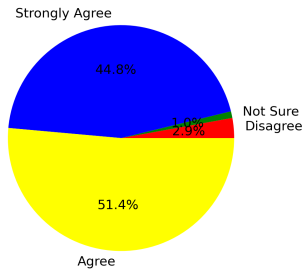
8. Did you improve your communication skill?

Strongly Agree [4] =43.81% Agree [3] =47.62% Disagree [2] =5.71% Not sure [1] =2.86%



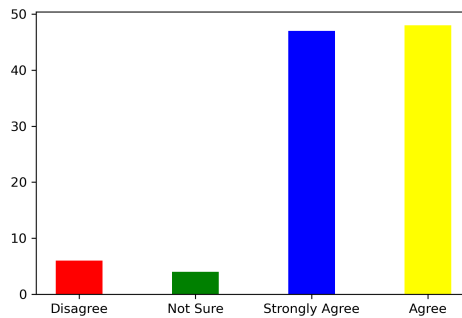
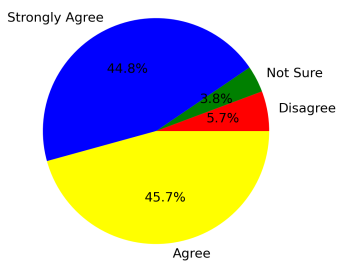
9. Are the teachers able to demonstrate the required knowledge and skills?

Strongly Agree [4] =44.76% Agree [3] =51.43% Disagree [2] =2.86% Not sure [1] =0.95%



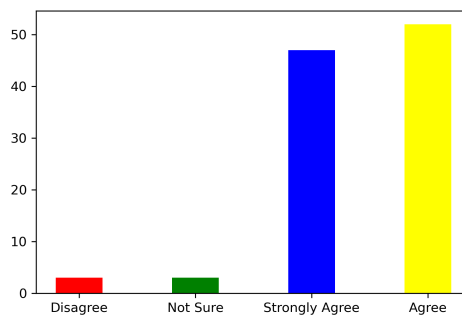
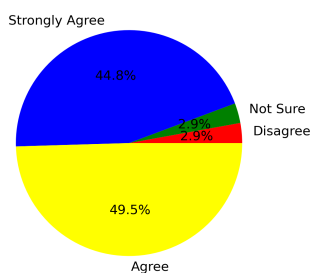
10. Is the pedagogy used by the teachers effective and interesting?

Strongly Agree [4] =44.76% Agree [3] =45.71% Disagree [2] =5.71% Not sure [1] =3.81%



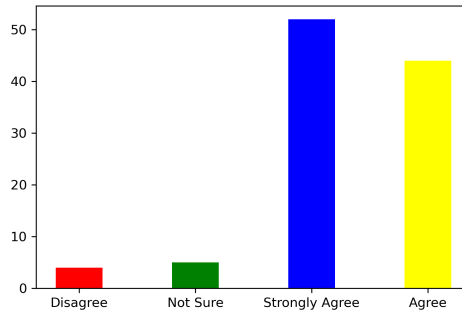
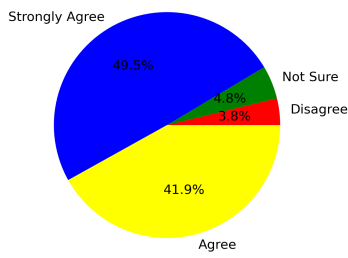
11. Are the opportunities provided for cocurricular and extracurricular activities?

Strongly Agree [4] =44.76% Agree [3] =49.52% Disagree [2] =2.86% Not sure [1] =2.86%



12. Are events (workshop/seminar/webinar etc.) conducted for the holistic development of the students and to bridge industry-academia gap?

Strongly Agree [4] =49.52% Agree [3] =41.9% Disagree [2] =3.81% Not sure [1] =4.76%



Summary

Strongly Agree: 46.98%

Agree: 45.56%

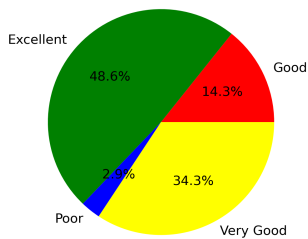
Disagree: 4.37%

Not Sure: 3.1%

Feedback on Facilities

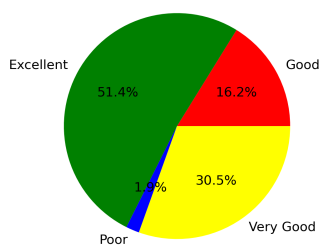
1. Laboratory facility

Excellent [4] =48.57% Very Good [3] =34.29% Good [2] =14.29% Poor [1] =2.86%



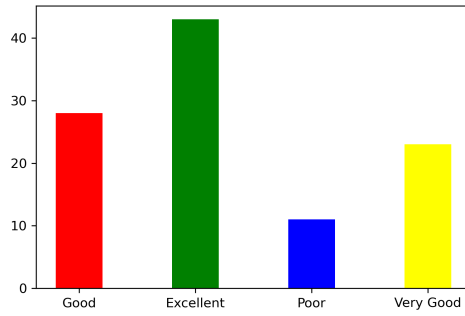
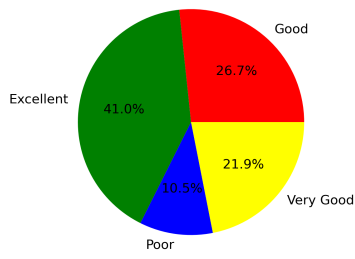
2. Library facility

Excellent [4] =51.43% Very Good [3] =30.48% Good [2] =16.19% Poor [1] =1.9%



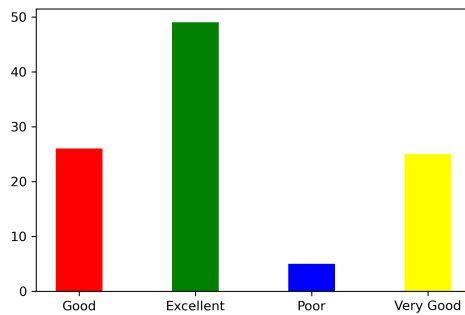
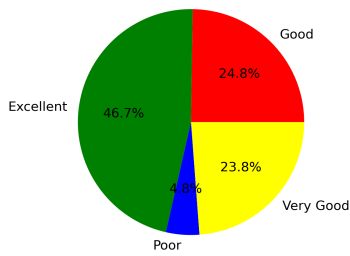
3. Hostel facility (if applicable)

Excellent [4] =40.95% Very Good [3] =21.9% Good [2] =26.67% Poor [1] =10.48%



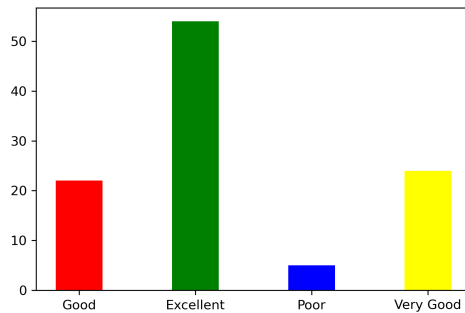
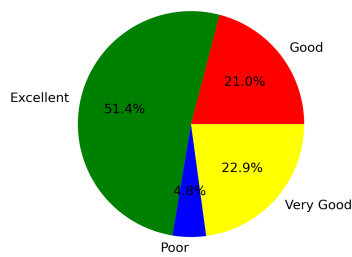
4. Sports facility

Excellent [4] =46.67% Very Good [3] =23.81% Good [2] =24.76% Poor [1] =4.76%



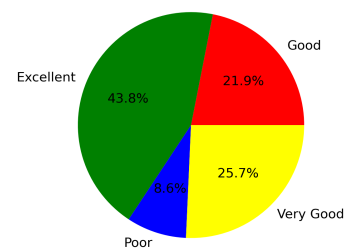
5. Water facility

Excellent [4] =51.43% Very Good [3] =22.86% Good [2] =20.95% Poor [1] =4.76%



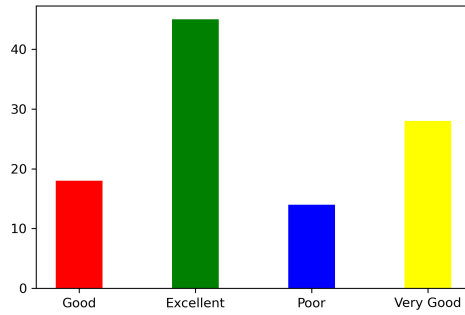
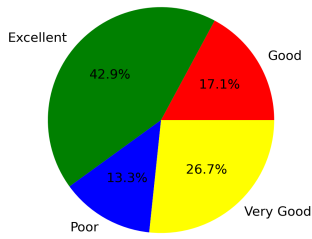
6. Cleanliness and Hygiene

Excellent [4] =43.81% Very Good [3] =25.71% Good [2] =21.9% Poor [1] =8.57%



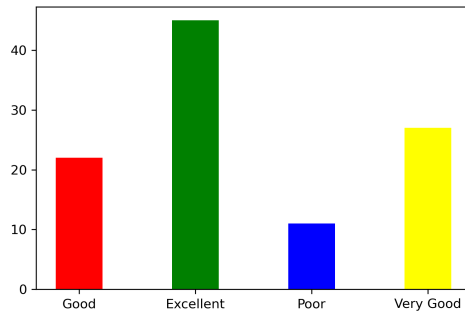
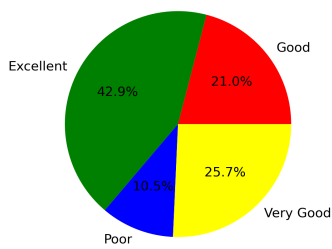
7. Canteen facility

Excellent [4] =42.86% Very Good [3] =26.67% Good [2] =17.14% Poor [1] =13.33%



8. Internet facility

Excellent [4] =42.86% Very Good [3] =25.71% Good [2] =20.95% Poor [1] =10.48%



Summary

Excellent: 46.07%
Very Good: 26.43%
Good: 20.36%
Poor: 7.14%

This is a computer generated statement and does not require a signature.