



Semester End Feedback

Academic Year: 2022-23

COMPUTER SCIENCE & DESIGN

(First Year)

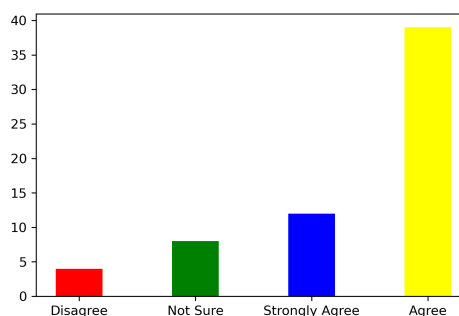
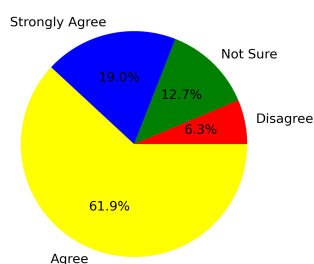
Even Semester

Feedback on Academics

Total No. of Students participated in the survey: 63

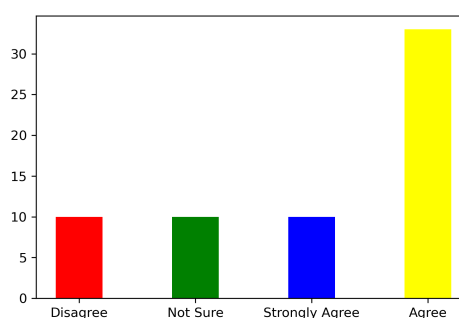
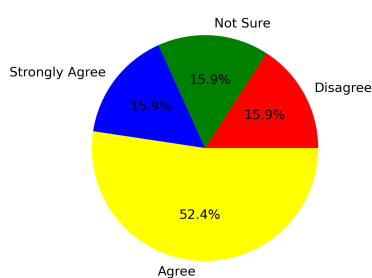
1. Did you acquire any new technical or scientific knowledge?

Strongly Agree [4] =19.05% Agree [3] =61.9% Disagree [2] =6.35% Not sure [1] =12.7%



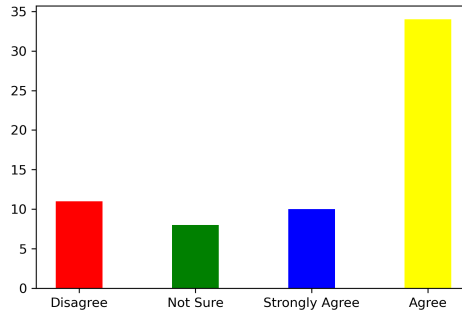
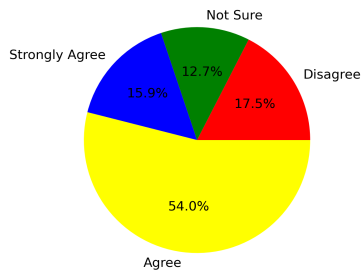
2. Are you able to apply the knowledge and skills you gained in real life problem solving?

Strongly Agree [4] =15.87% Agree [3] =52.38% Disagree [2] =15.87% Not sure [1] =15.87%



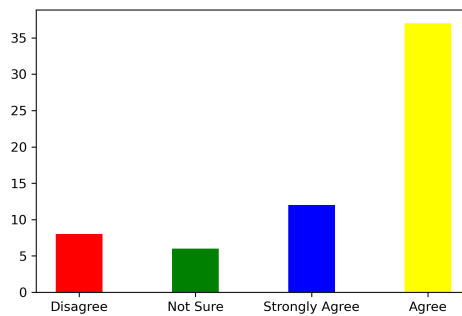
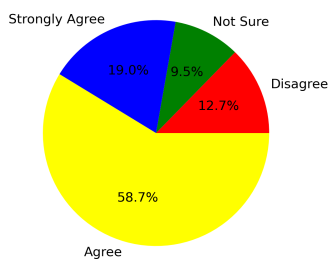
3. Are the subjects you studied relevant to the current industry need?

Strongly Agree [4] =15.87% Agree [3] =53.97% Disagree [2] =17.46% Not sure [1] =12.7%



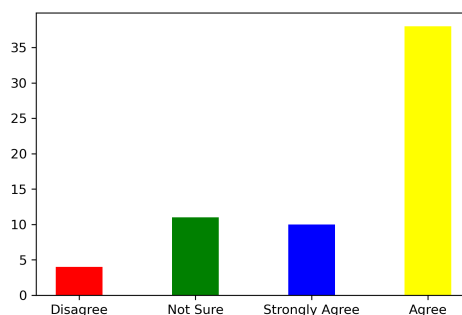
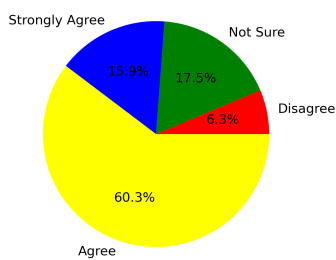
4. Availability and adequacy of modern tools in the laboratories?

Strongly Agree [4] = 19.05% Agree [3] = 58.73% Disagree [2] = 12.7% Not sure [1] = 9.52%



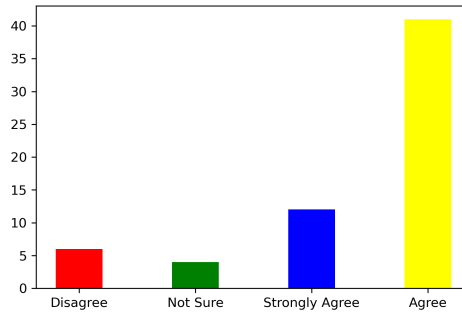
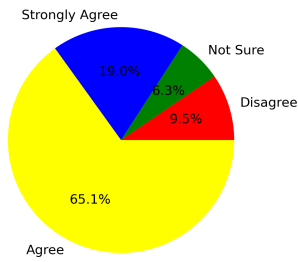
5. Are the experiments/practical prescribed in the subjects/courses helpful for your future?

Strongly Agree [4] = 15.87% Agree [3] = 60.32% Disagree [2] = 6.35% Not sure [1] = 17.46%



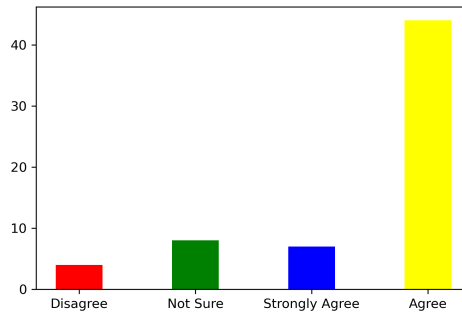
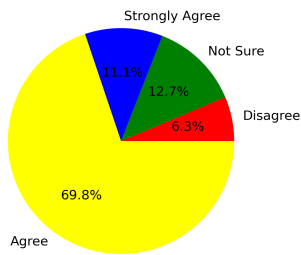
6. How is the mentorship and counselling process in the department?

Strongly Agree [4] = 19.05% Agree [3] = 65.08% Disagree [2] = 9.52% Not sure [1] = 6.35%



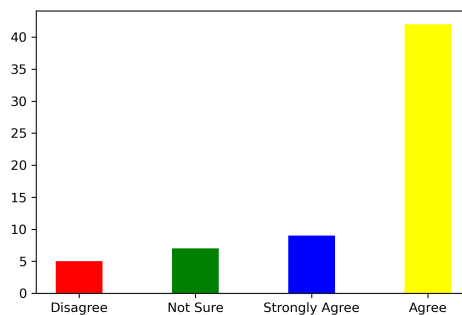
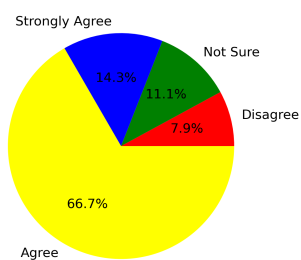
7. How is the overall learning environment?

Strongly Agree [4] =11.11% Agree [3] =69.84% Disagree [2] =6.35% Not sure [1] =12.7%



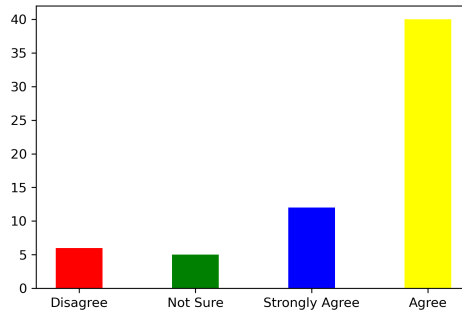
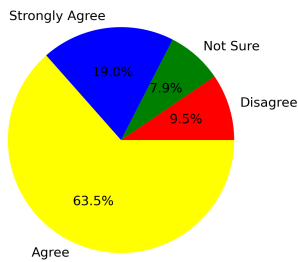
8. Did you improve your communication skill?

Strongly Agree [4] =14.29% Agree [3] =66.67% Disagree [2] =7.94% Not sure [1] =11.11%



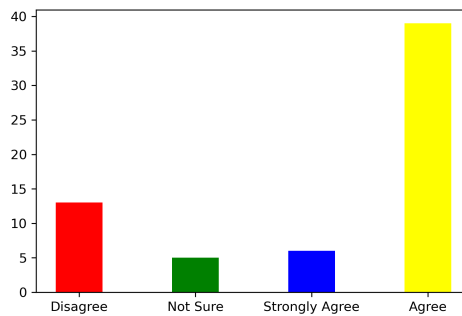
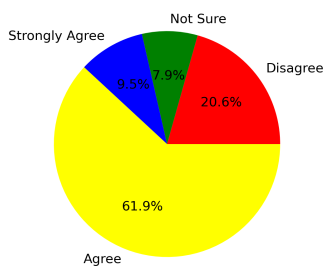
9. Are the teachers able to demonstrate the required knowledge and skills?

Strongly Agree [4] =19.05% Agree [3] =63.49% Disagree [2] =9.52% Not sure [1] =7.94%



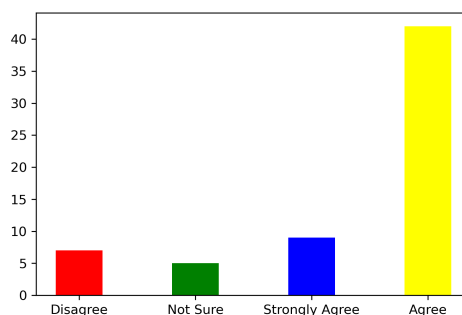
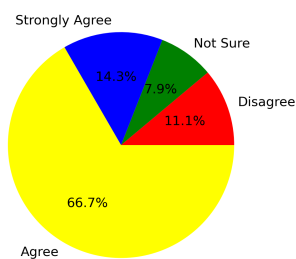
10. Is the pedagogy used by the teachers effective and interesting?

Strongly Agree [4] =9.52% Agree [3] =61.9% Disagree [2] =20.63% Not sure [1] =7.94%



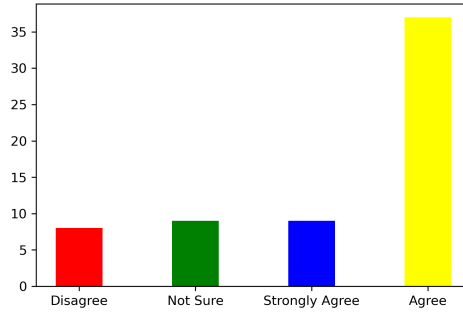
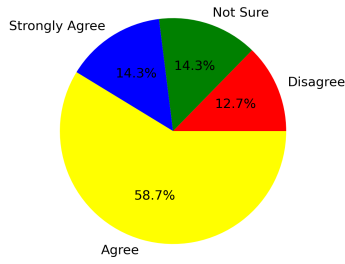
11. Are the opportunities provided for cocurricular and extracurricular activities?

Strongly Agree [4] =14.29% Agree [3] =66.67% Disagree [2] =11.11% Not sure [1] =7.94%



12. Are events (workshop/seminar/webinar etc.) conducted for the holistic development of the students and to bridge industry-academia gap?

Strongly Agree [4] =14.29% Agree [3] =58.73% Disagree [2] =12.7% Not sure [1] =14.29%



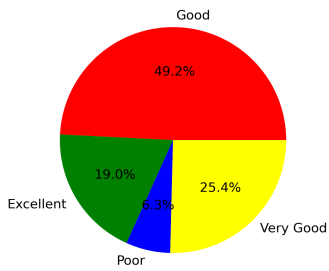
Summary

Strongly Agree: 15.61%
 Agree: 61.64%
 Disagree: 11.38%
 Not Sure: 11.38%

Feedback on Facilities

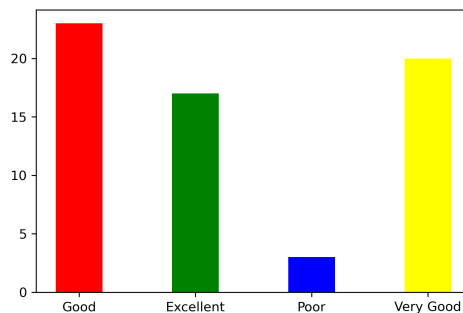
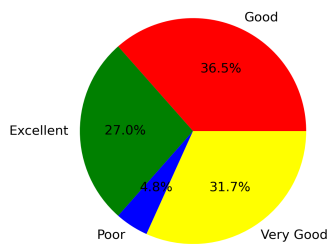
1. Laboratory facility

Excellent [4] =19.05% Very Good [3] =25.4% Good [2] =49.21% Poor [1] =6.35%



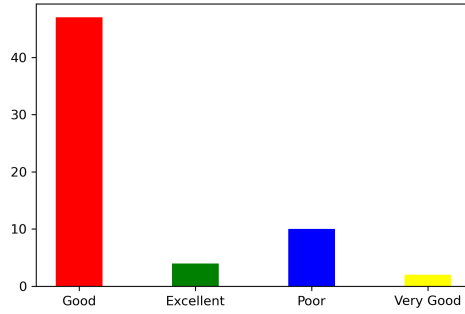
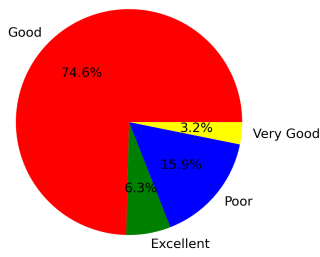
2. Library facility

Excellent [4] =26.98% Very Good [3] =31.75% Good [2] =36.51% Poor [1] =4.76%



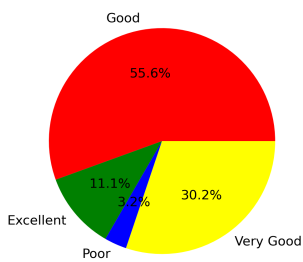
3. Hostel facility (if applicable)

Excellent [4] =6.35% Very Good [3] =3.17% Good [2] =74.6% Poor [1] =15.87%



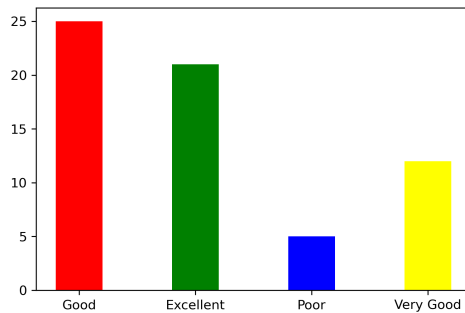
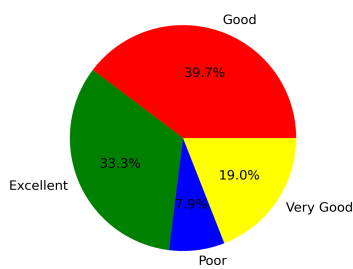
4. Sports facility

Excellent [4] =11.11% Very Good [3] =30.16% Good [2] =55.56% Poor [1] =3.17%



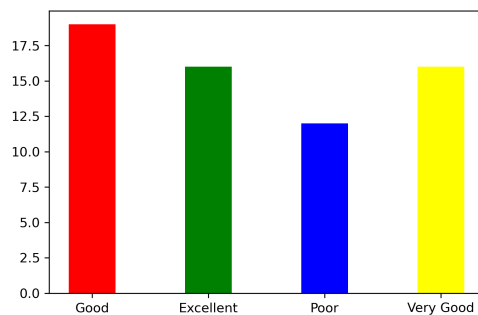
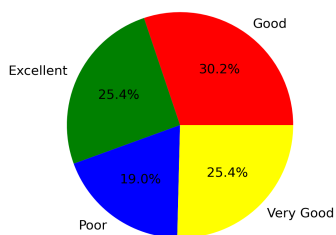
5. Water facility

Excellent [4] =33.33% Very Good [3] =19.05% Good [2] =39.68% Poor [1] =7.94%



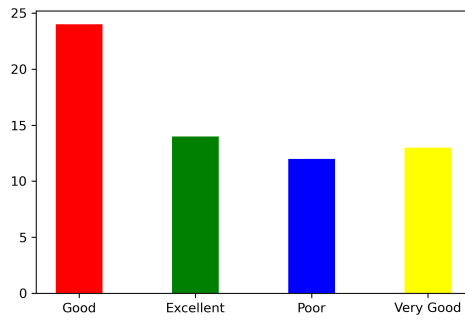
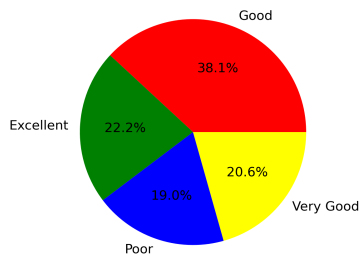
6. Cleanliness and Hygiene

Excellent [4] =25.4% Very Good [3] =25.4% Good [2] =30.16% Poor [1] =19.05%



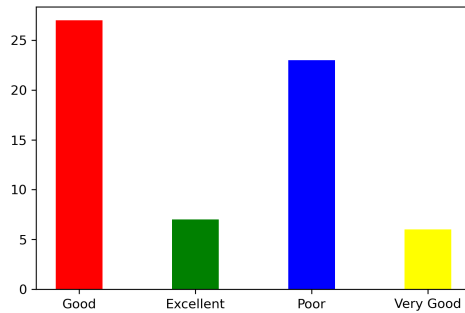
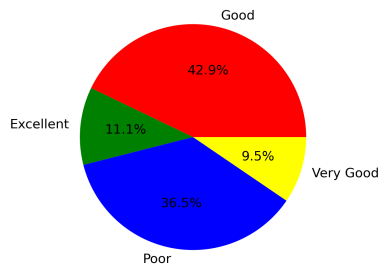
7. Canteen facility

Excellent [4] =22.22% Very Good [3] =20.63% Good [2] =38.1% Poor [1] =19.05%



8. Internet facility

Excellent [4] =11.11% Very Good [3] =9.52% Good [2] =42.86% Poor [1] =36.51%



Summary

Excellent: 19.44%
Very Good: 20.63%
Good: 45.83%
Poor: 14.09%

This is a computer generated statement and does not require a signature.