



PERMITTED AS PER ACT AND BUILDING PLAN REGULATIONS (BYB LAWS) 2006.

APPROVED

BUILDING PLAN APPROVED ON THE BASIS OF THE INDEMNITY BOND, LAND MUTATION & CONVERSION IS THE RESPONSIBILITY OF THE OWNER.

PLAN No. CB/383/07
RB/CB/18/RB/2007
APN.....
20.07.2008
Date: 26/12/07

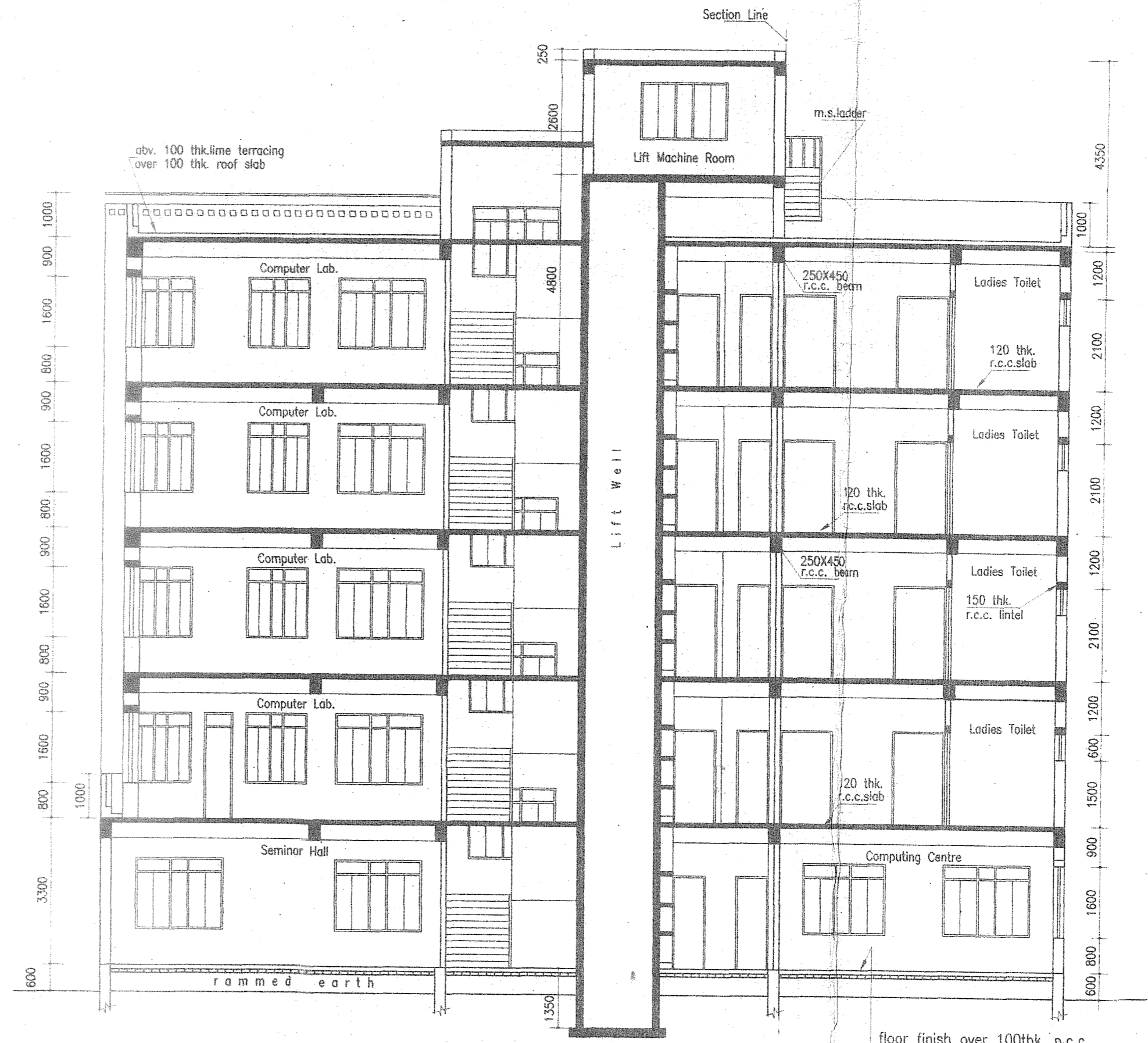
Chief Executive Officer
Durgapur Municipal Corporation

Signature: 13/12/08
Durgapur Municipal Corporation

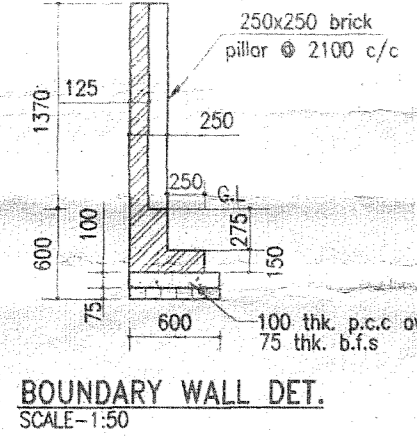
Structural Safety should be
Warranted by the Party



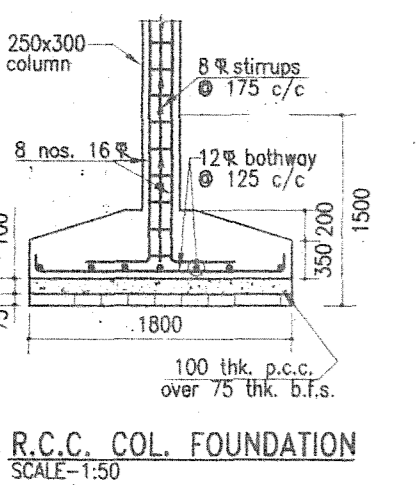
WEST SIDE ELEVATION
SCALE-1:100



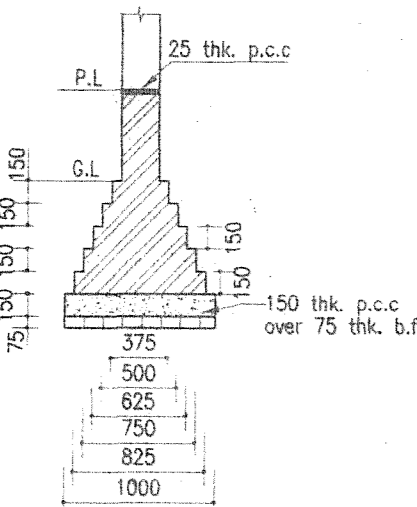
SECTION AB
SCALE-1:100



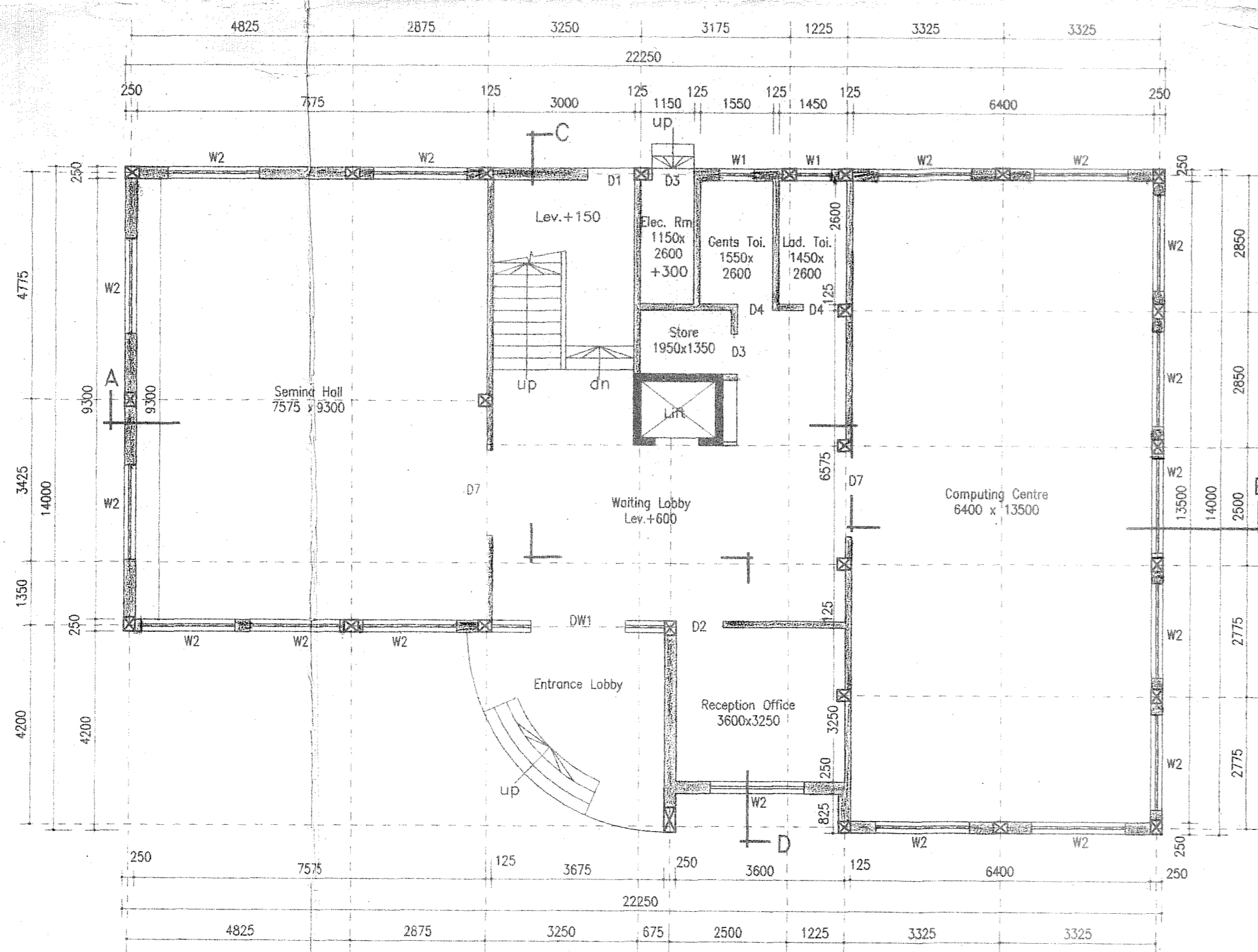
BOUNDARY WALL DET.
SCALE-1:50



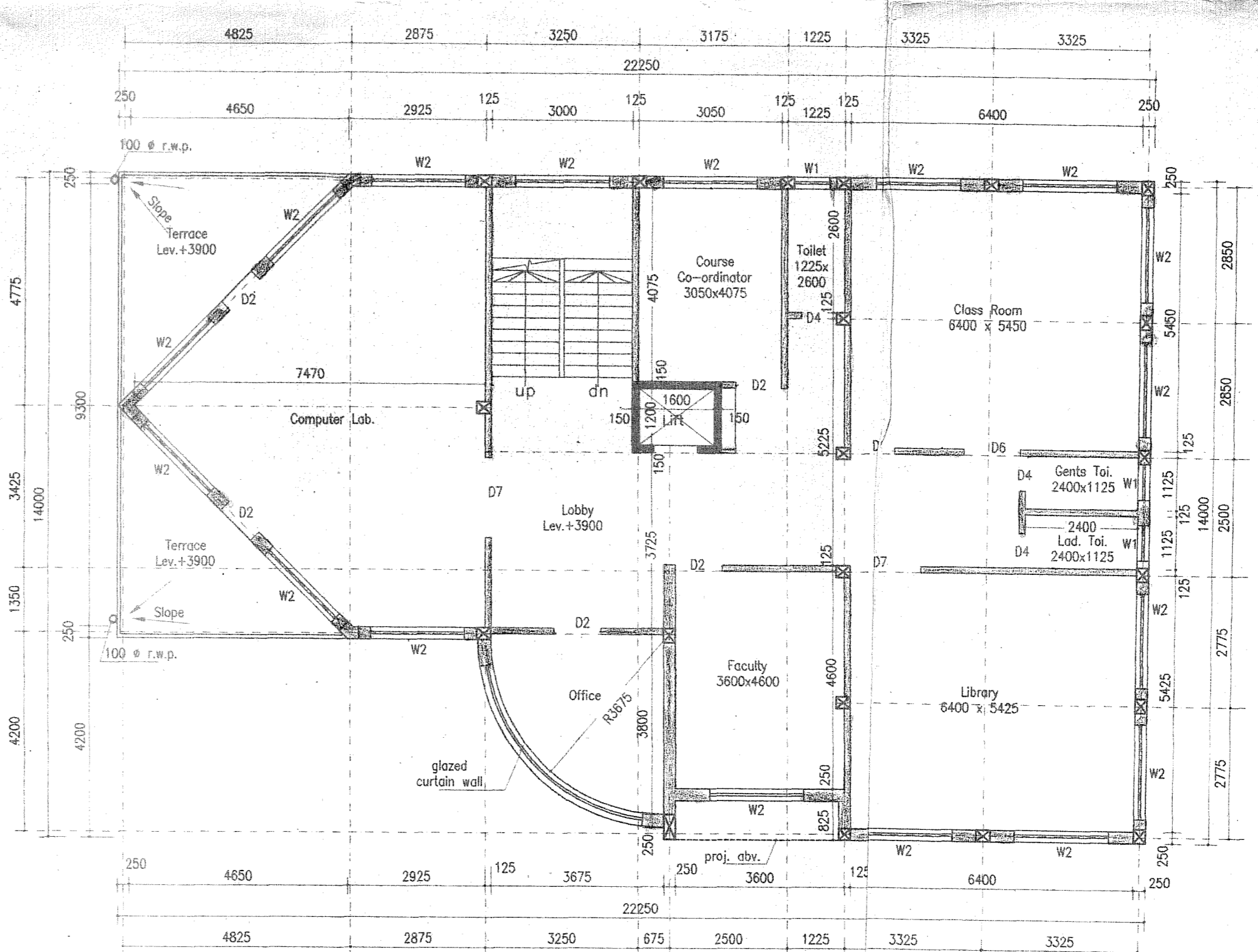
R.C.C. COL. FOUNDATION
SCALE-1:50



BRICK FOUNDATION DET.
SCALE-1:50



GROUND FLOOR PLAN
SCALE-1:100



FIRST FLOOR PLAN
SCALE-1:100

DOORS AND WINDOWS SCHEDULE			
TYPE	WIDTH	HEIGHT	REMARKS
D1	1050	2100	Panel door
D2	1000	2100	DO
D3	900	2100	DO
D4	750	2100	DO
D5	900	1950	DO
D6	1200	2100	DO
D7	1800	2100	DO
DW1	2000/837	2400/1600	DO
W1	750	600	Glazed shutter
W2	2000	1600	DO

- NOTES**
1. ALL DIMENSIONS ARE IN MM.
 2. WRITTEN DIMENSIONS MUST BE FOLLOWED.
 3. ALL DIMENSIONS ARE STRUCTURAL AND DO NOT INCLUDE ANY FINISHES.
 4. ALL DIMENSIONS SHOULD BE CHECKED AT SITE.
 5. IF ANY DISCREPANCY FOUND IN THE DRAWING IT SHOULD BE BROUGHT TO THE NOTICE OF THE ARCHITECT BEFORE COMMENCEMENT OF WORK.
 6. READ THIS DRAWING IN CONJUNCTION WITH NECESSARY ARCHITECTURAL DRAWING.
 7. GRADE OF CONCRETE M. 20.
 8. GRADE OF REINFORCEMENT F₄ 415.

REFERENCE

DRG. NO.	DESCRIPTION

REV. NO.	REVISION	BY	APPR

PROPOSED FIVE STOREYED POST GRADUATE COLLEGE FOR B.C ROY ENGINEERING COLLEGE OVER C.S. PLOT NO.-221(P), 222, 235, 236, 295, 296(P), 223, 234 OF MOUZA FULHORE, J.L. NO.-82, P.S.-DURGAPUR, DIST.-BURDWAN, CIRCLE/WARD NO.-C/25, HOLDING NO.-20/1/N, NAME OF STREET -JAMUA ROAD.

GROUND FLOOR PLAN, FIRST FLOOR PLAN, SECTION, ELEVATION.

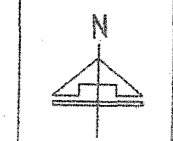
PLOT AREA-40908 Sq. M.
GROUND FLOOR AREA-259 Sq. M.
FIRST FLOOR AREA-248 Sq. M.

Signature of Secretary

ARCHITECT
HOUSING TECHNOLOGY CONSULTANT

Signature of Subroto Chatterjee
SUBROTO CHATTERJEE
Lic. no. DMC/BP/03
Reg. no.- CA/88/11711

SCALE:-
DATE:-
DRG. NO.:





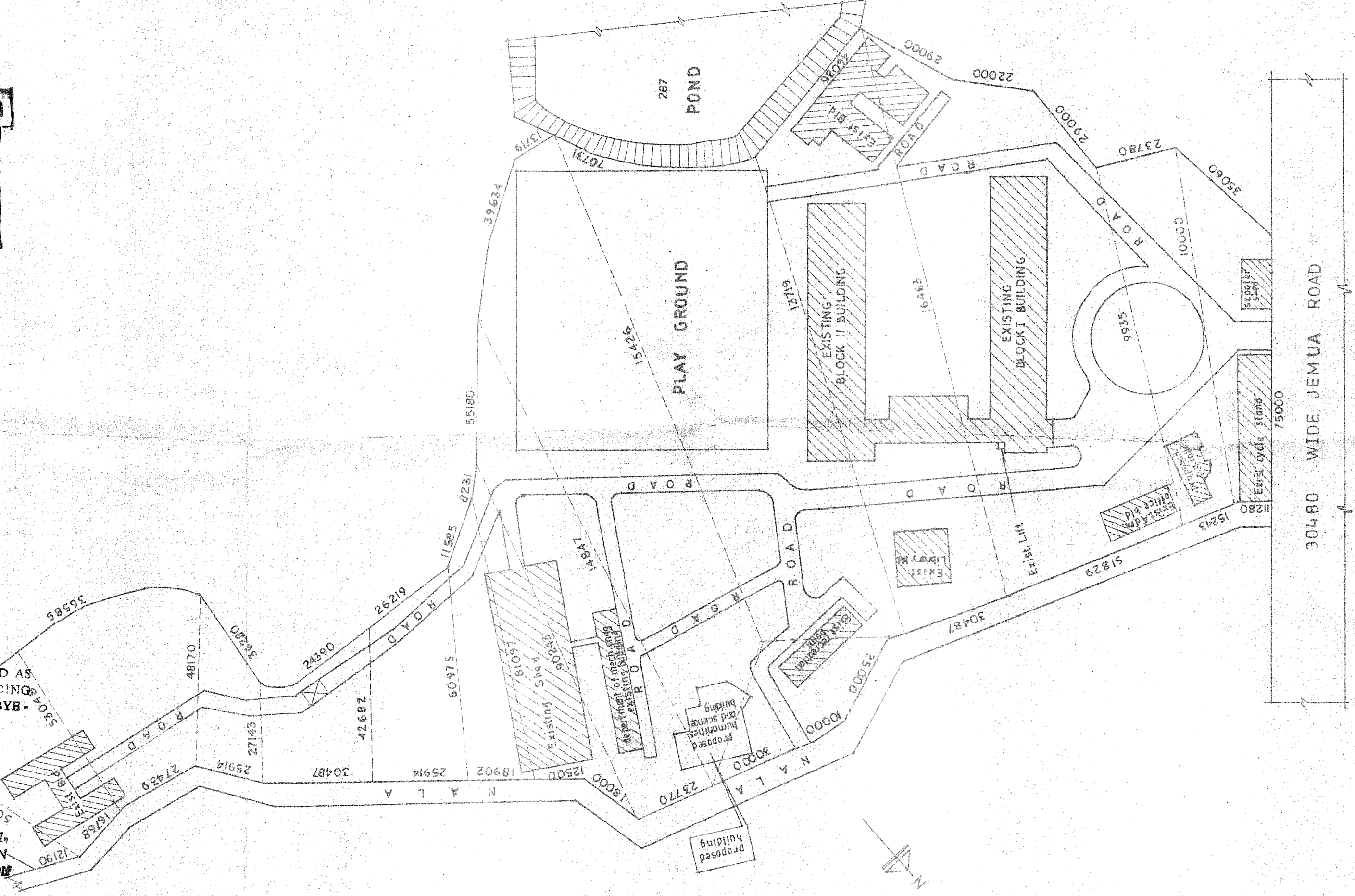
APPROVED
 PLAN No. CB/383/07
 RD/CP/IB/PB/HUT/
 APN...../...../
 200.7.....200.8.....
 Date 26/12/07

Chief Executive Officer
 Bangalore Municipal Corporation
 13/12/08
 Bangalore Municipal Corporation

Structural Safety should be
 Ensured by the Party

PERMISSION IS GRANTED AS
 PER ACT AND BUILDING
 PLAN REGULATIONS (BYE-
 LAWS) 2006.

BUILDING PLAN APPROVED
 ON THE BASIS OF THE INDEM-
 NITY BOND. LAND MUTATION
 & CONVERSION IS THE RESPON-
 SIBILITY OF THE OWNED.



SITE PLAN
 SCALE: 1:1000

LAND AREA - 40908 SQ.M.

PROPOSED FIVE STOREYED POST GRADUATE COLLEGE
 BUILDING FOR DR. B.C.ROY ENGINEERING COLLEGE OVER
 C.S.PLOT No- 22(I), 22, 23, 235, 236, 295, 296(P), 223, 234,
 J.L.No. 82, IN MOUZA - FULJHORE, WARD. No-25 OF D.M.C.
 P.S-DURGAPUR, DIST-BURDWAN.

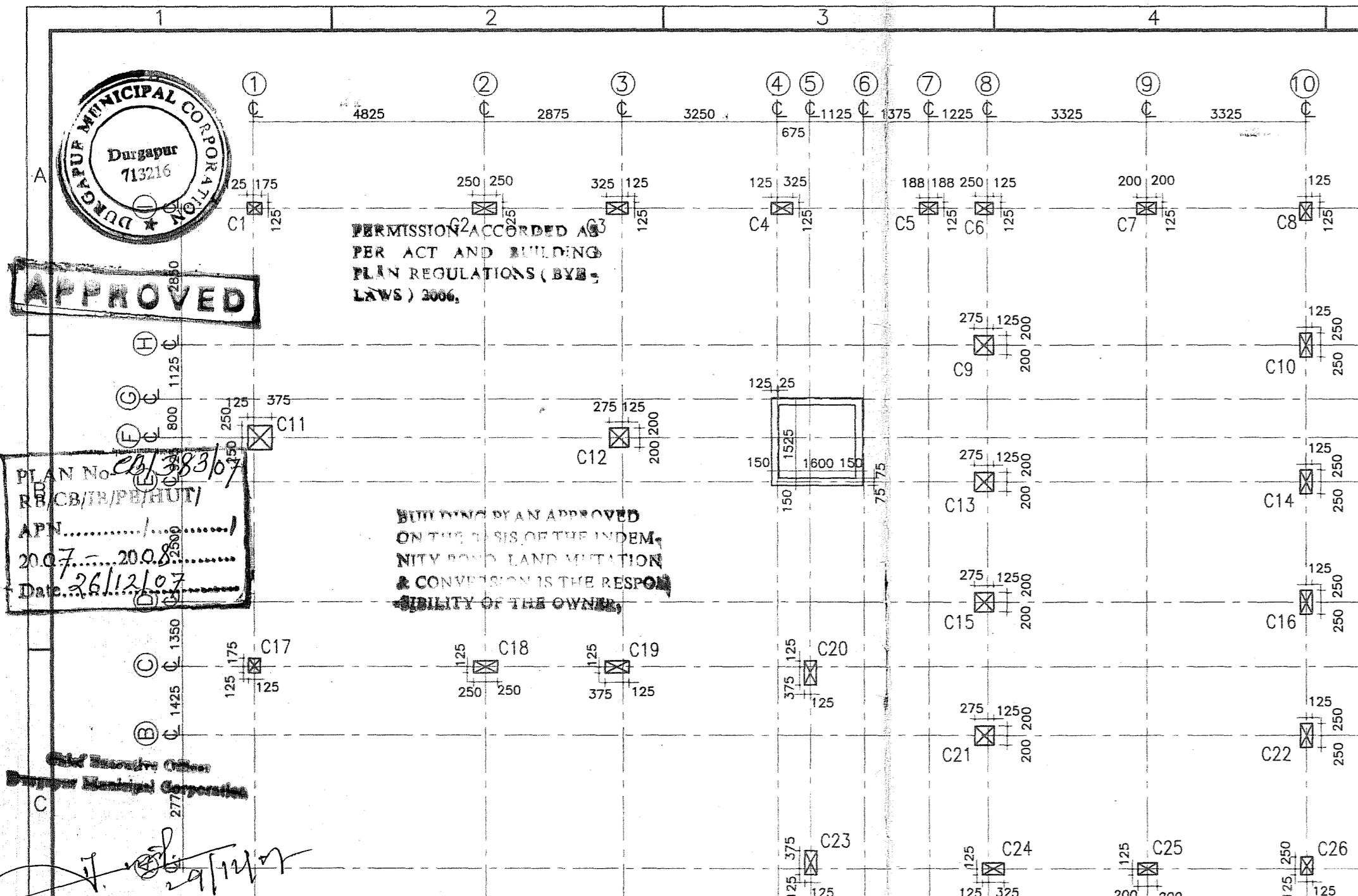
Signature of secretary

Dulal Kumar Mishra

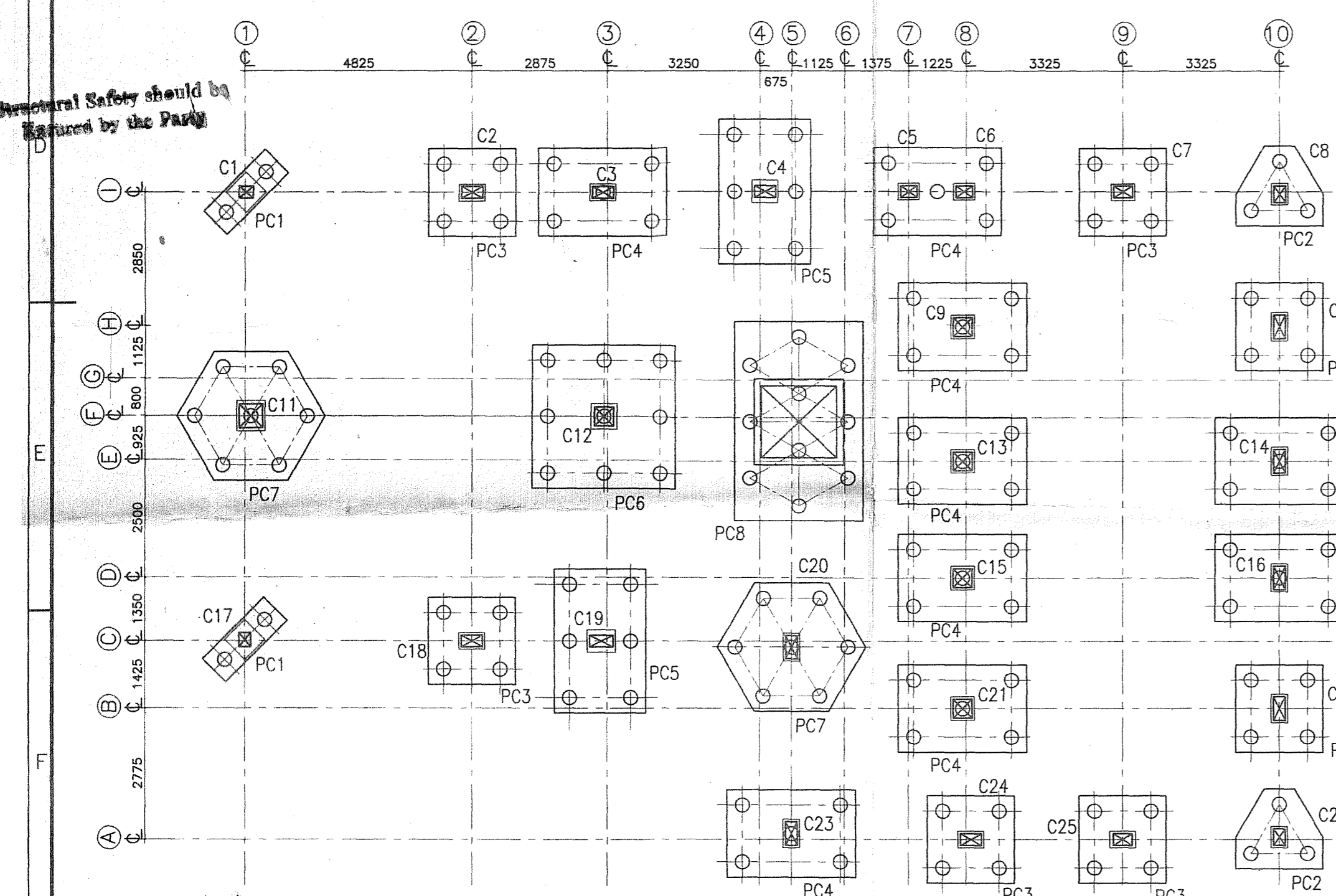
HOUSING TECHNOLOGY CONSULTANT

Sarabjit Chatterjee
 11/01/07

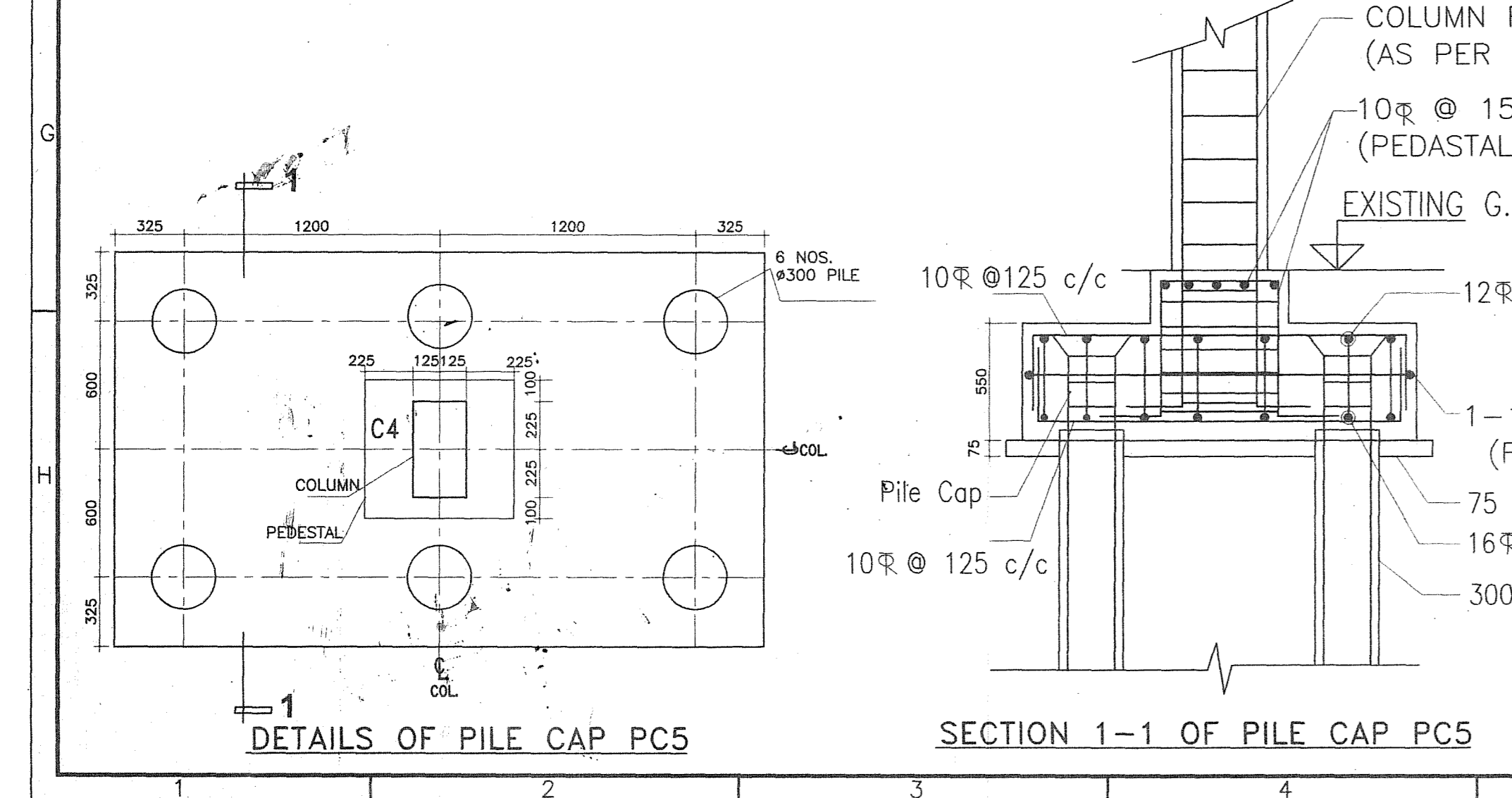
Subrata Chatterjee
 LIC.No- GMC/SPB/03
 Reg.no- CA/88/11711



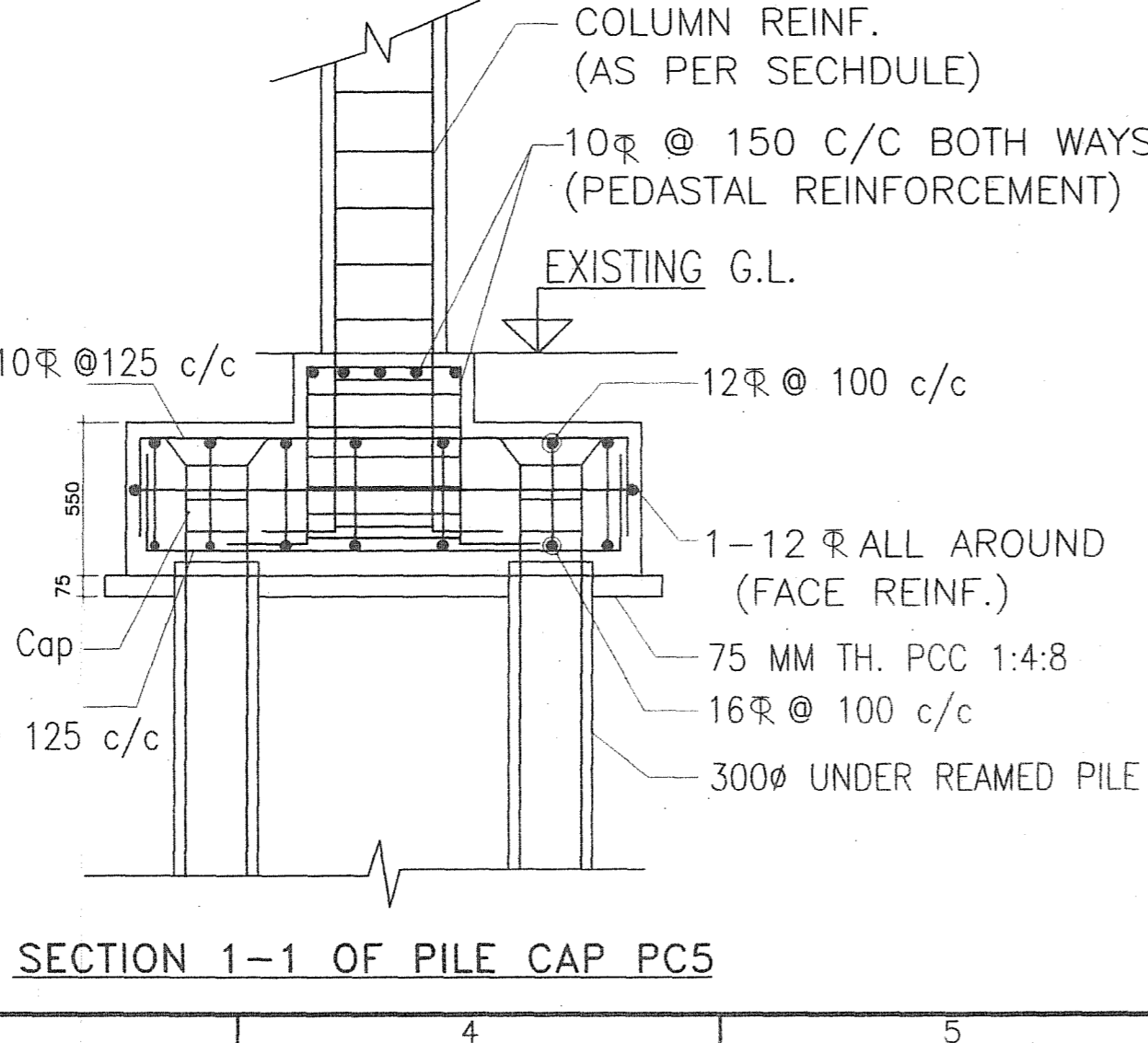
COLUMN LAYOUT PLAN



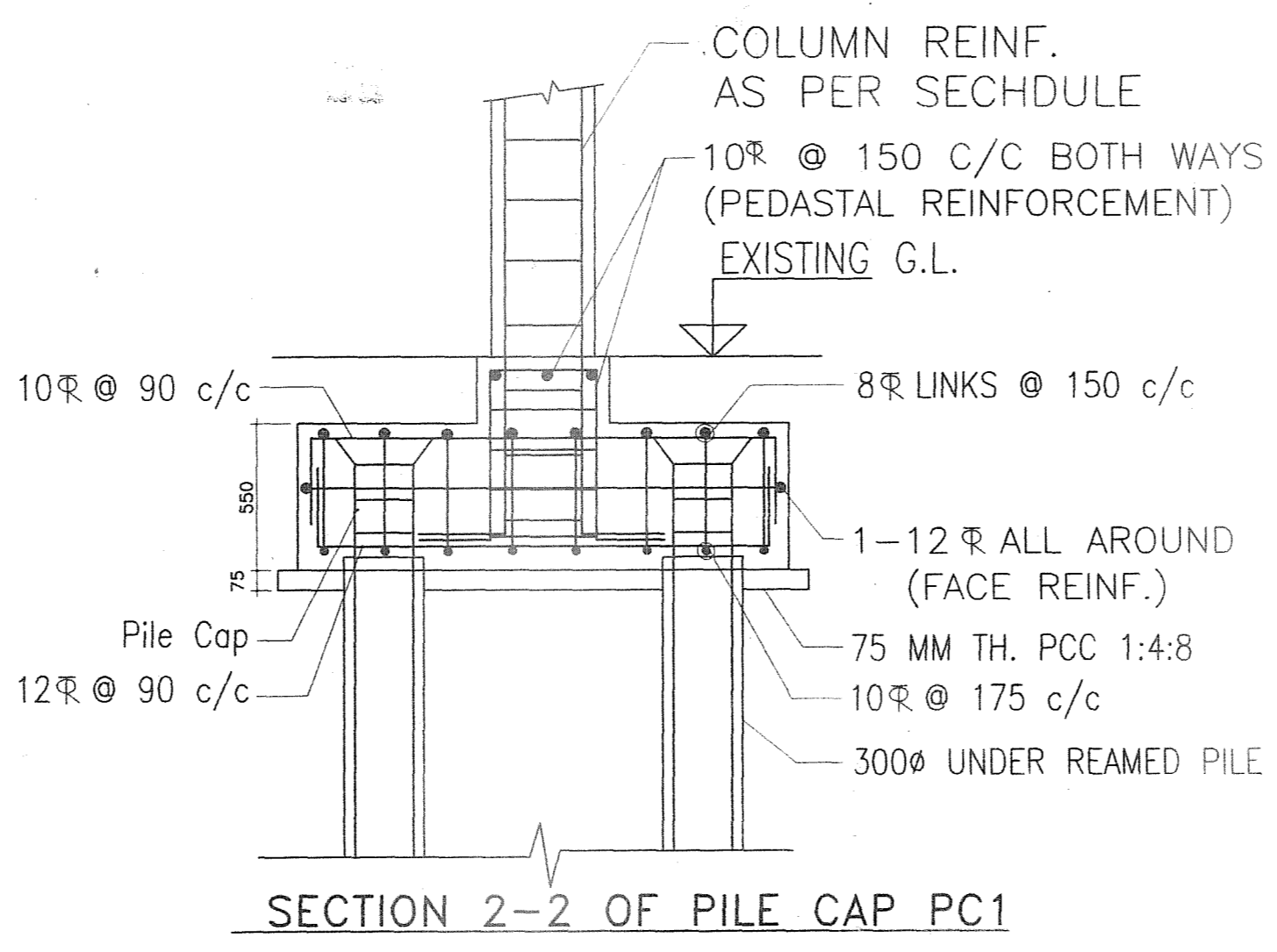
PILE LAYOUT PLAN



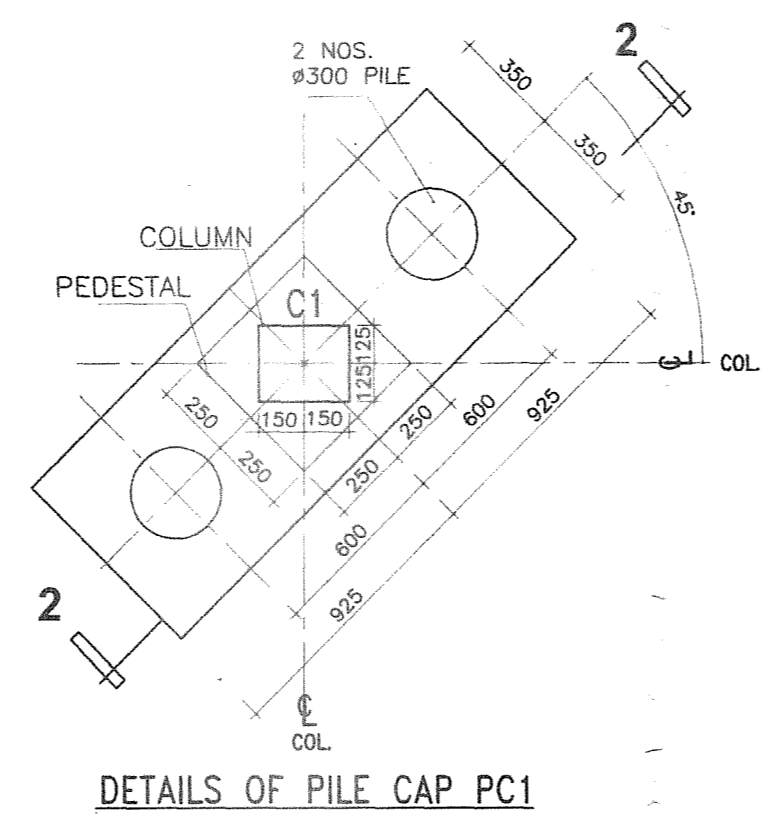
DETAILS OF PILE CAP PC5



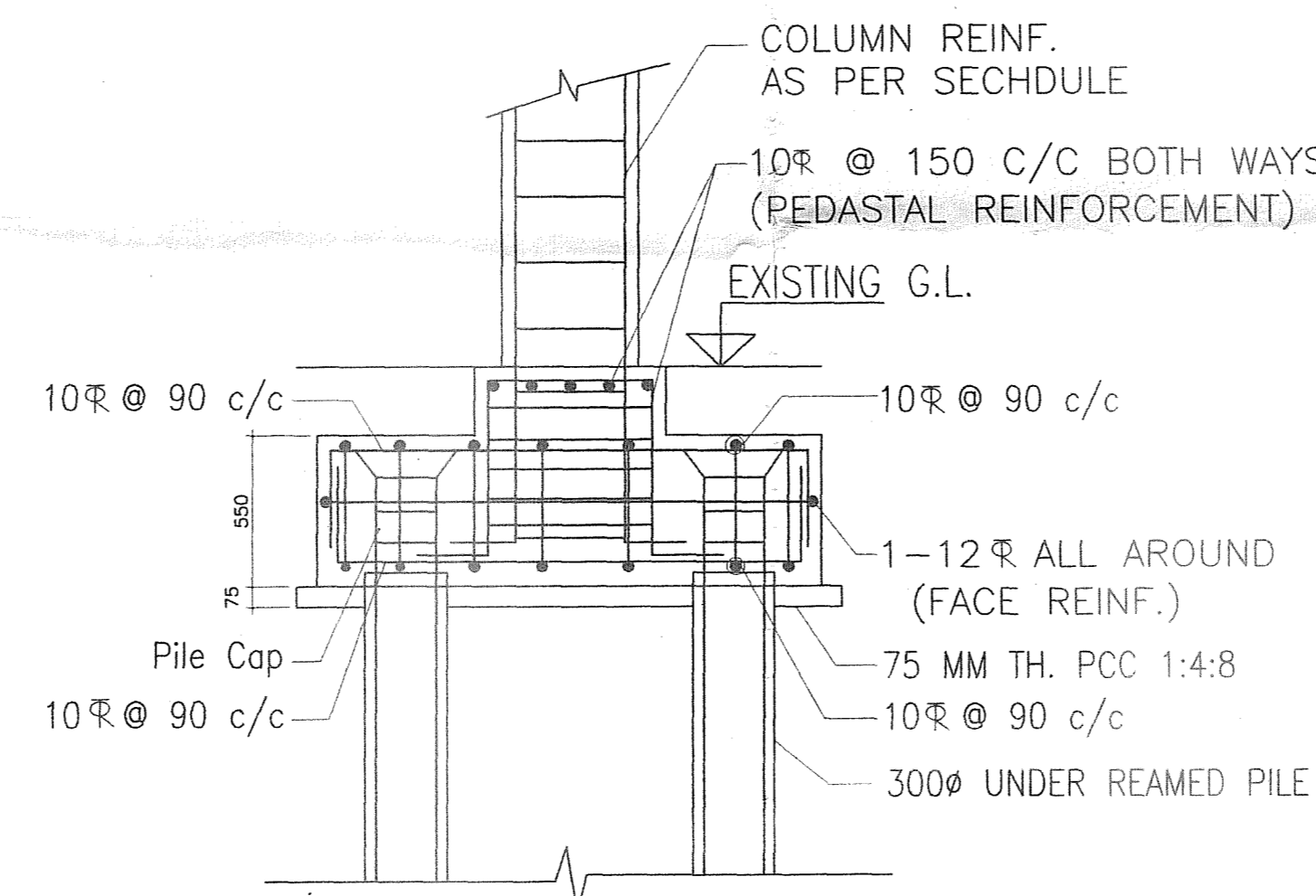
SECTION 1-1 OF PILE CAP PC5



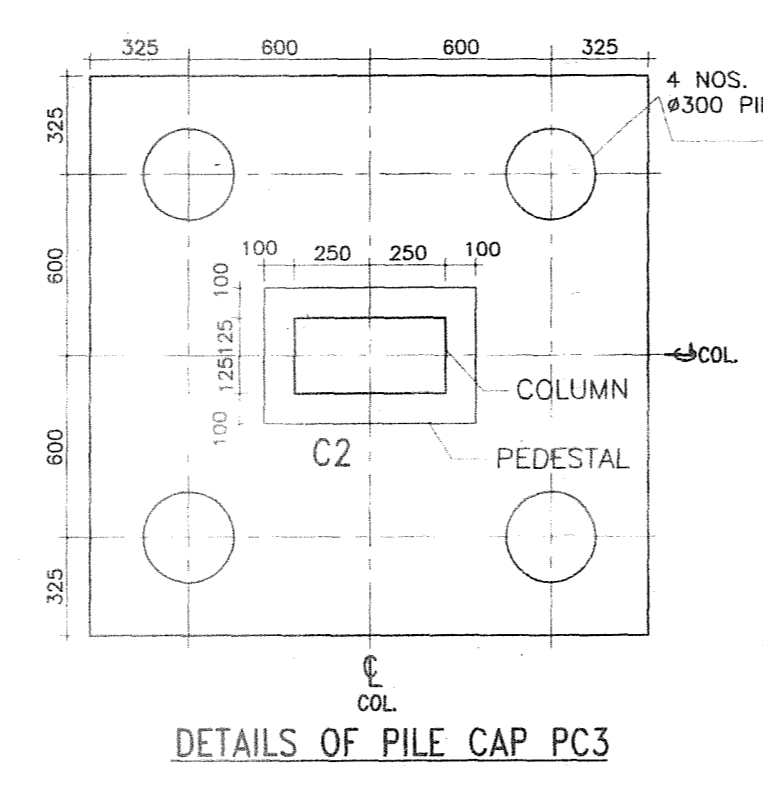
SECTION 2-2 OF PILE CAP PC1



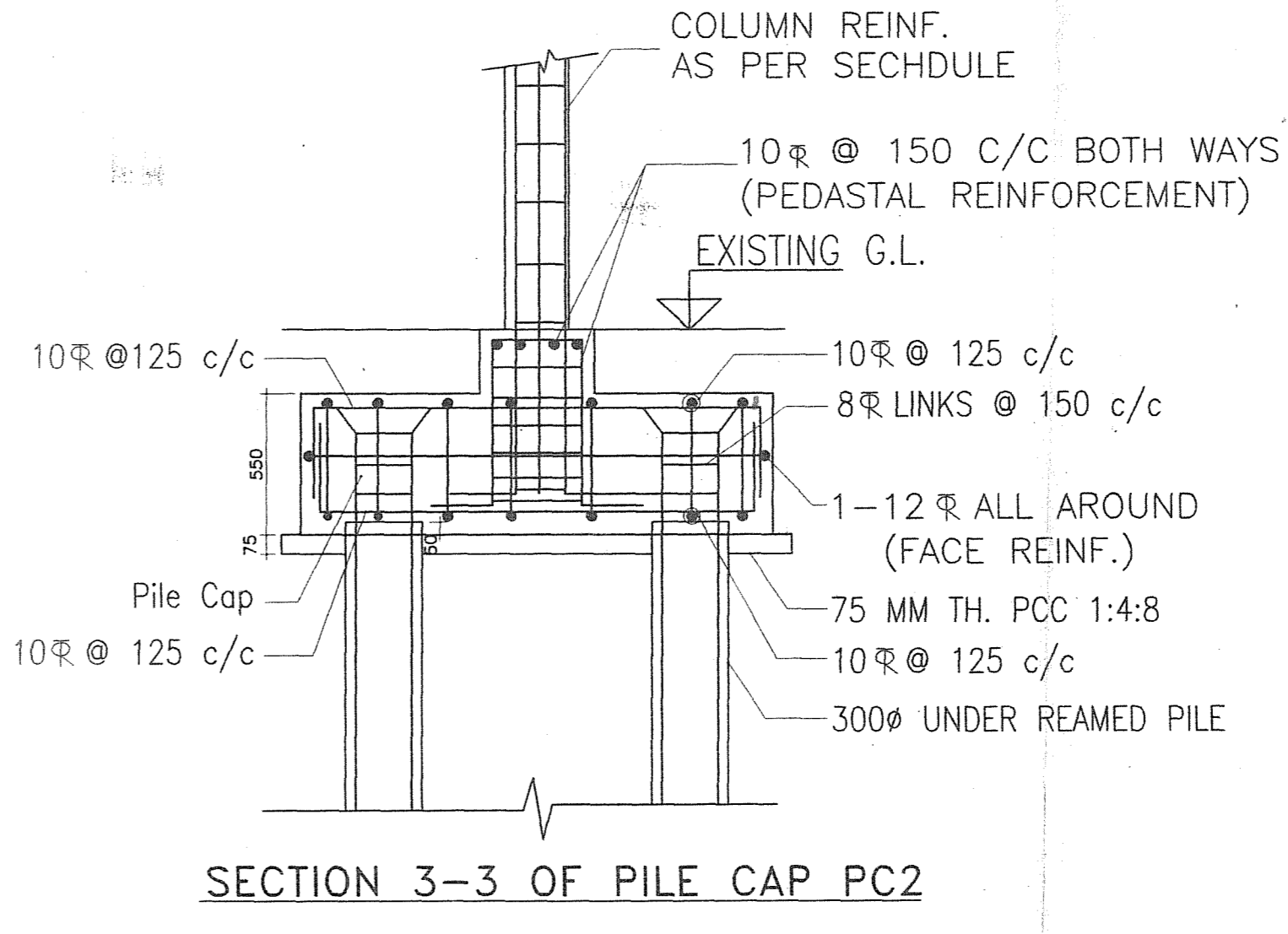
DETAILS OF PILE CAP PC1



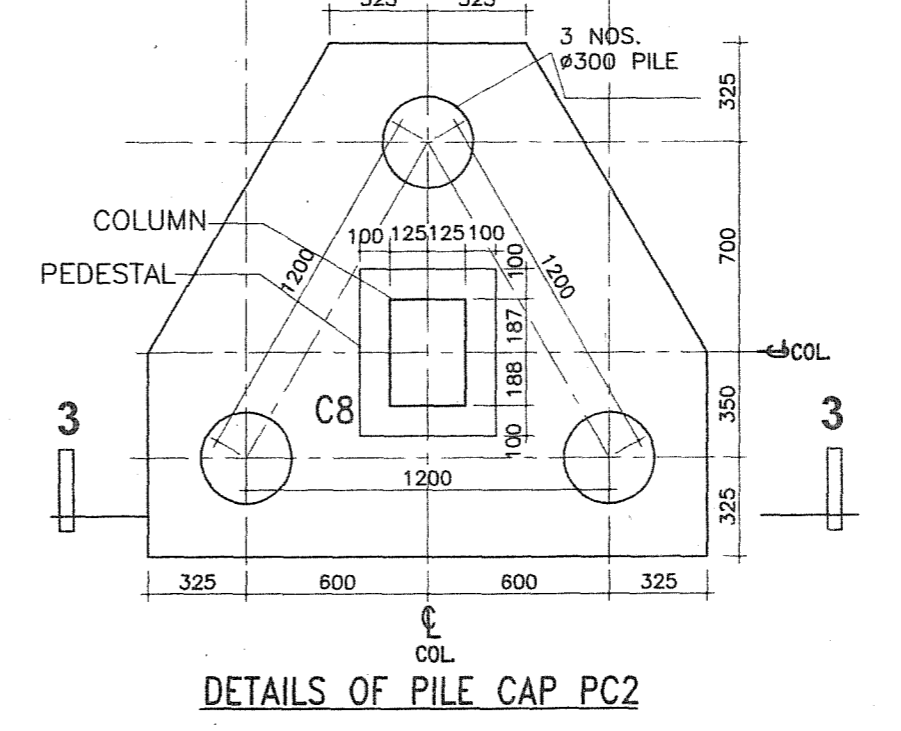
SECTION OF PILE CAP PC3



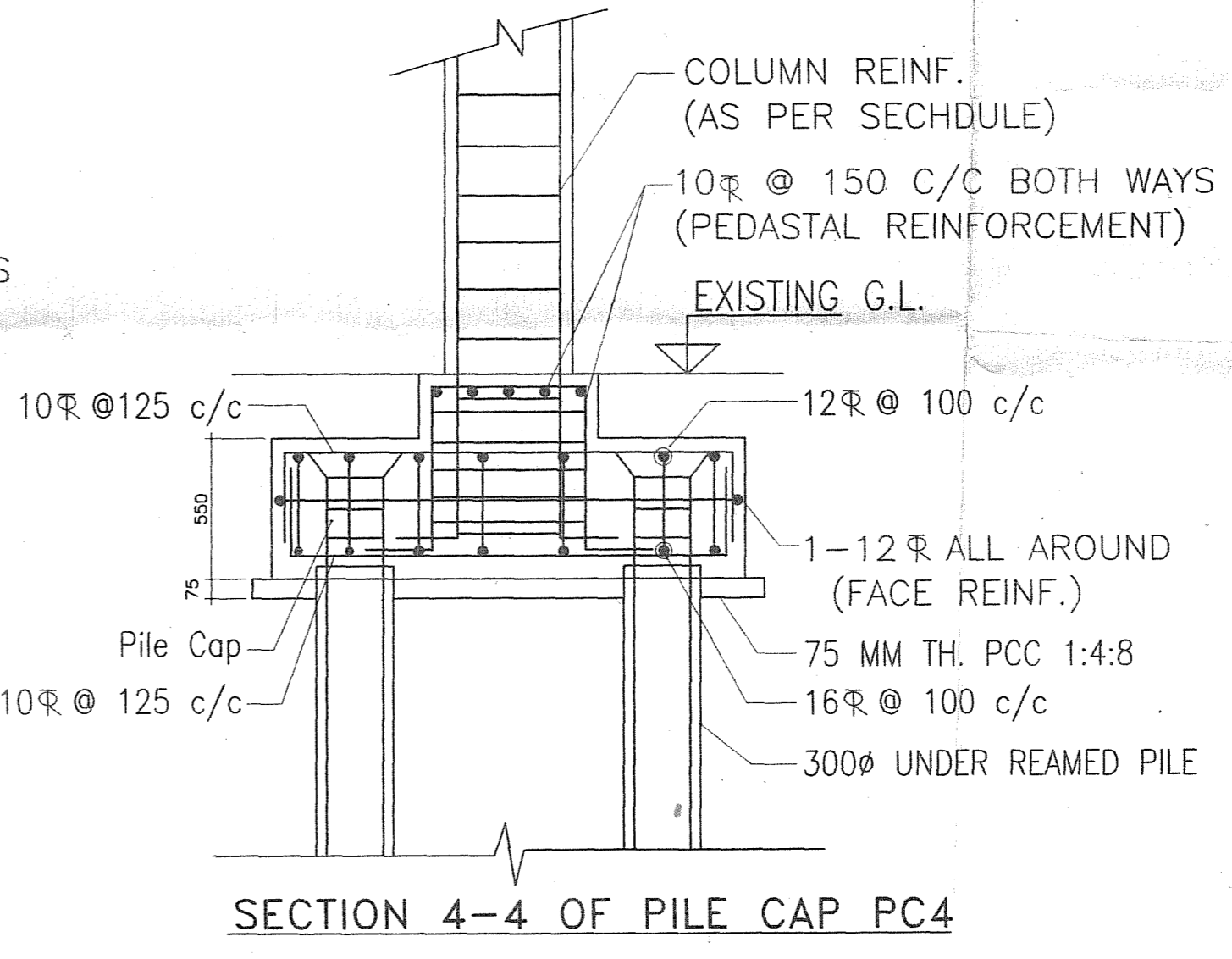
DETAILS OF PILE CAP PC3



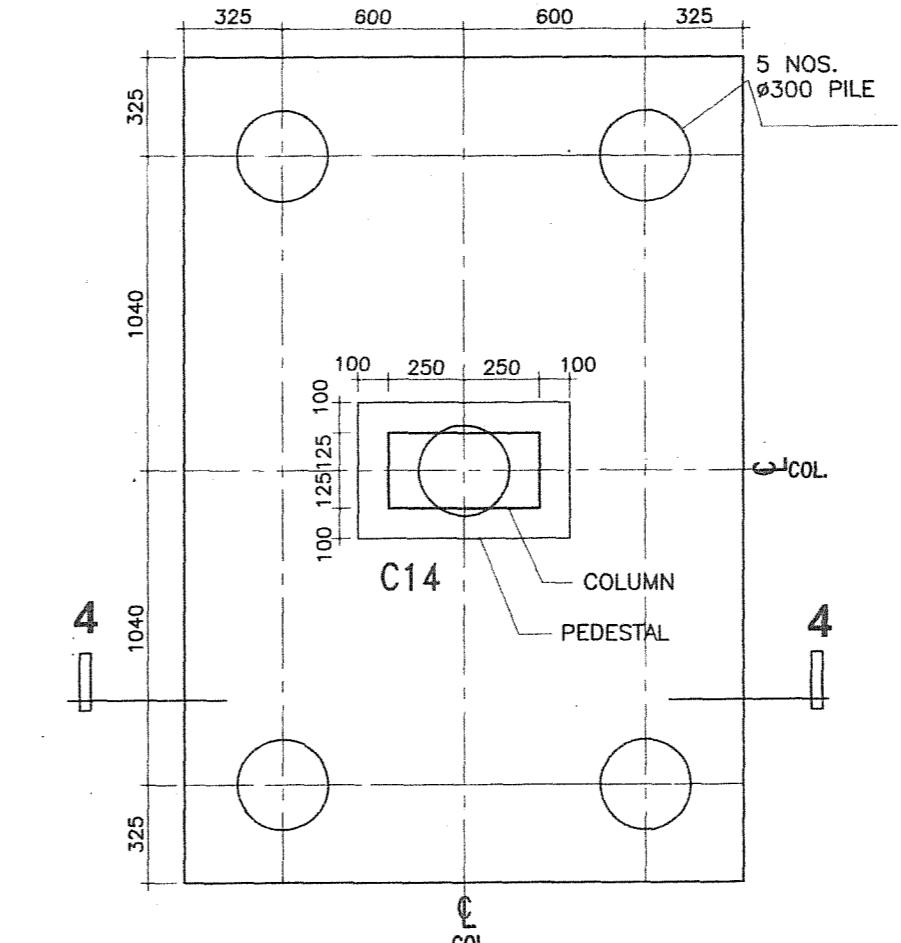
SECTION 3-3 OF PILE CAP PC2



DETAILS OF PILE CAP PC2



SECTION 4-4 OF PILE CAP PC4



DETAILS OF PILE CAP PC4

- NOTES**
1. ALL DIMENSIONS ARE IN MM.
 2. WRITTEN DIMENSIONS MUST BE FOLLOWED.
 3. ALL DIMENSIONS ARE STRUCTURAL AND DO NOT INCLUDE ANY FINISHES.
 4. ALL DIMENSIONS SHOULD BE CHECKED AT SITE.
 5. IF ANY DISCREPANCY FOUND IN THE DRAWING IT SHOULD BE BROUGHT TO THE NOTICE OF THE ENGINEER BEFORE COMMENCEMENT OF WORK.
 6. GRADE OF CONCRETE M 20.
 7. GRADE OF REINFORCEMENT Fe 415.
 8. LAP LENGTHS OF TENSILE REINFORCEMENTS SHOULD BE 65D AND IN COMPRESSION 50D WHERE 'D' IS THE DIAMETER OF ROD.
 9. CLEAR COVER TO MAIN REINFORCEMENTS.
 - a. FOUNDATION - 50MM. c. TIE BEAM - 25MM.
 - b. COLUMN - 40MM. d. SLAB - 15MM.
 10. SAFE BEARING CAPACITY OF SOIL AT FOUNDATION LEVEL SHALL NOT BE LESS THAN 15 T/SQ.M.
 11. DEPTH OF EXCAVATION BELOW EXISTING GROUND LEVEL (D) SHALL BE TO A STRUTUM OF ADEQUATE SAFE BEARING CAPACITY, OR 1600 MM, WHICHEVER IS MORE.
 12. SPECIFICATIONS FOR MATERIALS, WORKMANSHIP AND QUALITY CONTROL SHALL CONFIRM TO RELEVANT IS CODES.

- SPECIFICATIONS**
- 250 THK. BRICK WORK IN 1:6 MORTAR
 - 125 THK. & 75 THK. BRICK WORK IN 1:4 MORTAR
 - R.C.C. WORK IN 1:1:2:3 MORTAR
 - P.C.C. WORK IN 1:3:6 MORTAR
 - EXTERNAL WALL PLASTER 1 : 5 MORTAR
 - INTERNAL WALL PLASTER 1 : 6 MORTAR
 - ALL CEILING PLASTER 1 : 4 MORTAR

PROPOSED FIVE STOREYED POST GRADUATE COLLEGE FOR B.C ROY ENGINEERING COLLEGE OVER C.S. PLOT NO.-221(P), 222, 235, 236, 295, 296(P), 223, 234 OF MOZA - FULJHORE, J.L. NO.-82, P.S.- DURGAPUR, DIST-BURDWAN, CIRCLE/WARD NO.-C/25, HOLDING NO.-20/1/N, NAME OF STREET -JAMUA ROAD.

COLUMN LAYOUT PLAN, PILE LAYOUT PLAN, DETAIL OF PILE

Dulal Kumar Mitra

SIGNATURE OF OWNER (secretary)

Ujjal Kanti Pan

AMIE/CIVIL
Membership no. 508697
SIGNATURE OF ENGINEER

Subrata Chatterjee
12/11/07-1

SUBROTO CHATTERJEE
LIC: RMDMC/BDP03
Reg no. CA/68/1171
SIGNATURE OF ARCHITECT


Architect
HOUSING TECHNOLOGY CONSULTANT
SUHATA BUILDING
RM. NO. 5/1, CITY CENTER
DURGAPUR 713216
PH. NO.- 0343 6454905
G-56 RAKESH SHARMA STREET
SECTOR-2B BIDHANNAGAR
DURGAPUR 713212
PH. NO.- 535659 - 94342 26920

SCALE- 1:100 & N. T. S.

DATE- 12. 12. 07

DRG. NO. HTC/ BCR/ PG/ S1

REVISION



APPROVED

PLAN No. 29/12/07
R.B./C.B./B.P./B.P./UT/
APN.....
D.C.F. No. 28
Date 26/12/07

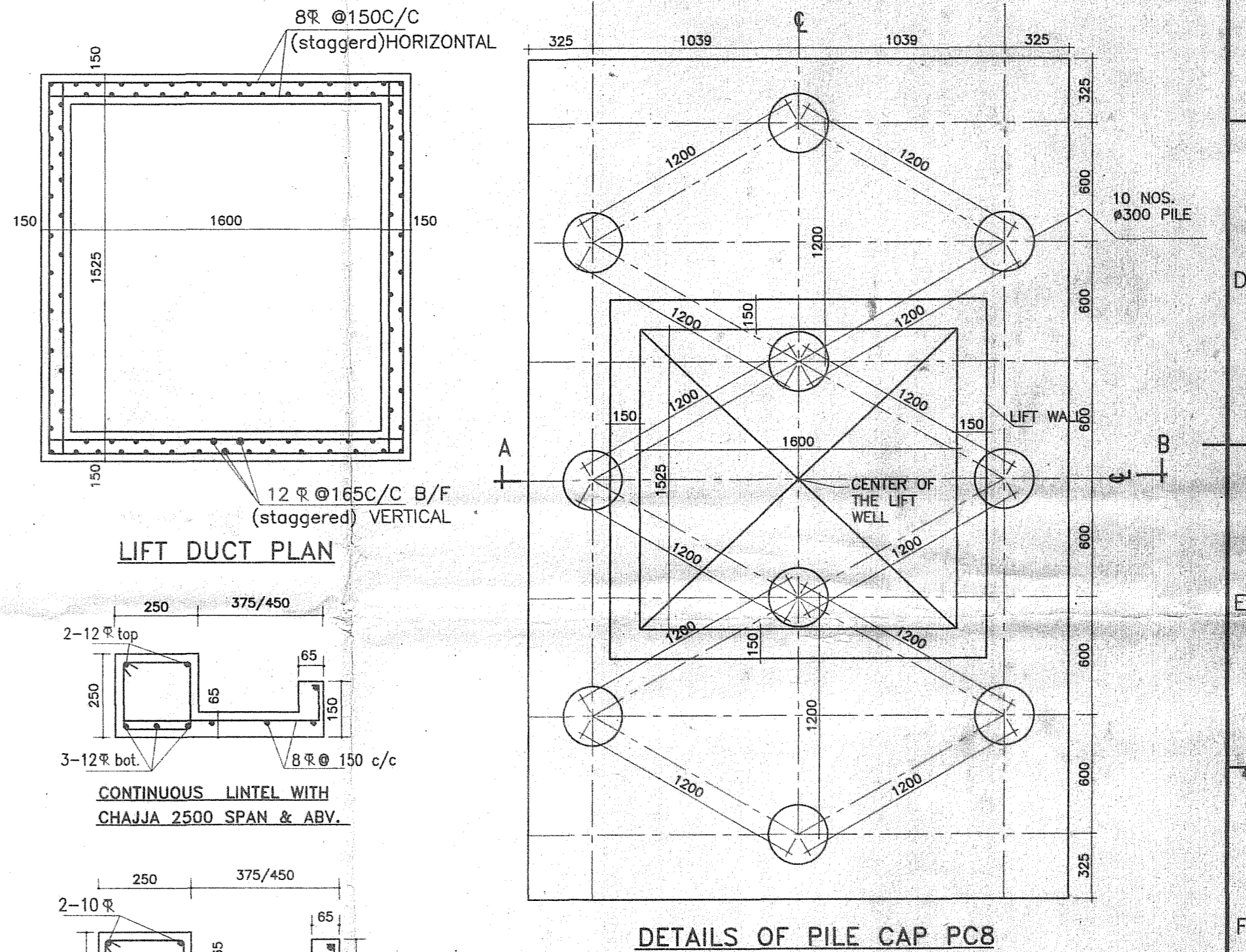
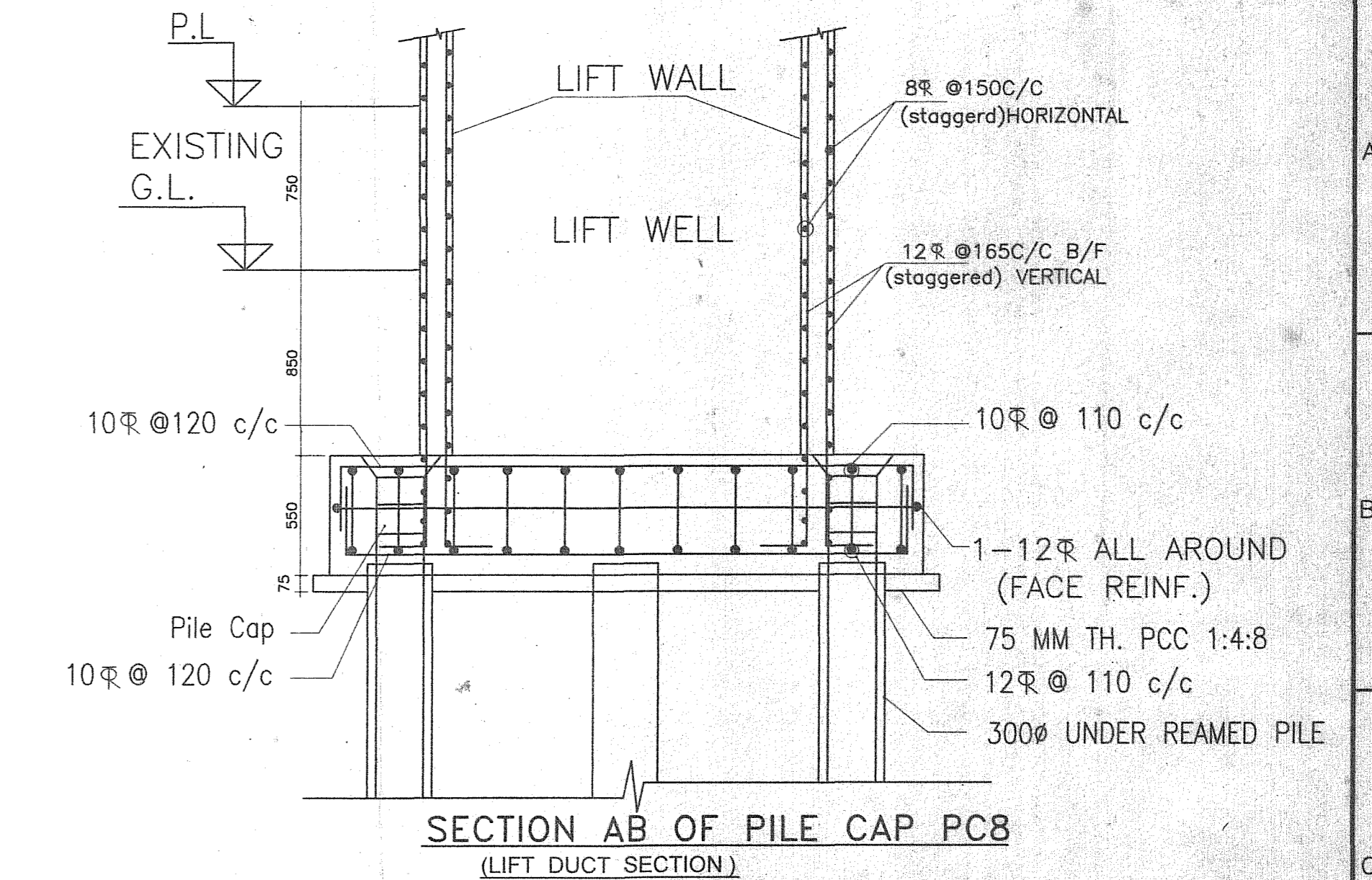
Chief Executive Officer
Durgapur Municipal Corporation

29/12/07
Assistant Engineer
Durgapur Municipal Corporation

Structural Safety should be
insured by the Party

SCHEDULE OF COLUMN

SL.NO.	COLUMN MKD.	COL. SIZE a x b	PEDESTAL SIZE e x f	PEDESTAL REINF.	Foundation to ground floor	First floor to second floor	Second floor to third floor	Third floor to fourth floor	Fourth floor to roof	Above roof
1.	C2, C16, C18, C19, C22, C23, C24	250 X 500	450 X 700	10T @150 C/C (BOTH WAYS)	500 8-20R 8R LINKS @ 150 C/C (IN PAIR)	500 4-20R at corner + 4-16R 8R LINKS @ 150 C/C (IN PAIR)	500 8-16R 8R LINKS @ 150 C/C (IN PAIR)	500 8-16R 8R LINKS @ 150 C/C (IN PAIR)	500 4-16R at corner + 4-12R 8R LINKS @ 150 C/C (IN PAIR)	
2.	C10, C14	250 X 500	450 X 700	10T @150 C/C (BOTH WAYS)	500 4-20R at corner + 4-16R at middle 8R LINKS @ 175 C/C (IN PAIR)	500 4-20R at corner + 4-16R at middle 8R LINKS @ 175 C/C (IN PAIR)	500 8-16R 8R LINKS @ 175 C/C (IN PAIR)	500 8-16R 8R LINKS @ 175 C/C (IN PAIR)	500 4-16R at corner + 4-12R at middle 8R LINKS @ 150 C/C (IN PAIR)	
	C11	500 X 500	700 X 700	10T @150 C/C (BOTH WAYS)	500 4-20R at corner + 8-16R 8R LINKS @ 175 C/C IN 3 SET	500 7-20R as shown + 5-16R 8R LINKS @ 175 C/C IN 3 SET	500 7-20R as shown + 5-16R 8R LINKS @ 175 C/C IN 3 SET	500 12-16R 8R LINKS @ 175 C/C IN 3 SET	500 7-16R as shown + 5-12R 8R LINKS @ 150 C/C IN 3 SET	
	C12	400 X 400	600 X 600	10T @150 C/C (BOTH WAYS)	400 4-20R at corner + 8-16R 8R LINKS @ 175 C/C IN 3 SET	400 4-20R at corner + 8-16R 8R LINKS @ 175 C/C IN 3 SET	400 12-16R 8R LINKS @ 175 C/C IN 3 SET	400 4-16R at corner + 8-12R 8R LINKS @ 175 C/C IN 3 SET	400 4-16R at corner + 8-12R 8R LINKS @ 175 C/C IN 3 SET	300 6-12R 8R LINKS @ 150 C/C IN 3 SET
5.	C5, C6, C8, C26	250 X 375	450 X 575	10T @150 C/C (BOTH WAYS)	375 4-20R at corner + 2-16R 8R LINKS @ 175 C/C (IN PAIR) ONE CLOSED & ONE OPEN	375 6-16R 8R LINKS @ 175 C/C (IN PAIR) ONE CLOSED & ONE OPEN	375 6-16R 8R LINKS @ 175 C/C (IN PAIR) ONE CLOSED & ONE OPEN	375 4-16R at corner + 2-12R 8R LINKS @ 175 C/C (IN PAIR) ONE CLOSED & ONE OPEN	375 4-16R at corner + 2-12R 8R LINKS @ 175 C/C (IN PAIR) ONE CLOSED & ONE OPEN	
6.	C9, C13, C15, C21	400 X 400	600 X 600	10T @150 C/C (BOTH WAYS)	400 4-20R at corner + 4-16R at middle 8R LINKS @ 175 C/C (IN PAIR)	400 4-20R at corner + 4-16R at middle 8R LINKS @ 175 C/C (IN PAIR)	400 8-16R 8R LINKS @ 175 C/C (IN PAIR)	400 8-16R 8R LINKS @ 175 C/C (IN PAIR)	400 8-16R 8R LINKS @ 175 C/C (IN PAIR)	300 8-12R 8R LINKS @ 150 C/C IN 3 SET
7.	C20	250 X 500	450 X 700	10T @150 C/C (BOTH WAYS)	500 10-20R 8R LINKS @ 150 C/C (IN PAIR)	500 6-20R along shorter side + 4-16R 8R LINKS @ 150 C/C (IN PAIR)	500 6-20R along shorter side + 4-16R 8R LINKS @ 150 C/C (IN PAIR)	500 10-16R 8R LINKS @ 150 C/C (IN PAIR)	500 6-16R along shorter side + 4-12R 8R LINKS @ 150 C/C (IN PAIR)	
8.	C24	250 X 450	450 X 650	10T @150 C/C (BOTH WAYS)	450 8-16R 8R LINKS @ 175 C/C (IN PAIR)	450 8-16R 8R LINKS @ 175 C/C (IN PAIR)	450 4-16R at corner + 4-12R 8R LINKS @ 150 C/C (IN PAIR)	450 4-16R at corner + 4-12R 8R LINKS @ 150 C/C (IN PAIR)	450 4-16R at corner + 4-12R 8R LINKS @ 150 C/C (IN PAIR)	
9.	C7, C25	250 X 400	450 X 600	10T @150 C/C (BOTH WAYS)	400 4-20R at corner + 2-16R 8R LINKS @ 175 C/C (IN PAIR) ONE CLOSED & ONE OPEN	400 6-16R 8R LINKS @ 175 C/C (IN PAIR) ONE CLOSED & ONE OPEN	400 6-16R 8R LINKS @ 175 C/C (IN PAIR) ONE CLOSED & ONE OPEN	400 4-16R at corner + 2-12R 8R LINKS @ 150 C/C (IN PAIR) ONE CLOSED & ONE OPEN	400 4-16R at corner + 2-12R 8R LINKS @ 150 C/C (IN PAIR) ONE CLOSED & ONE OPEN	
10.	C3, C4	250 X 450	450 X 650	10T @150 C/C (BOTH WAYS)	450 4-20R at corner + 4-16R at middle 8R LINKS @ 175 C/C (IN PAIR)	450 4-20R at corner + 4-16R at middle 8R LINKS @ 175 C/C (IN PAIR)	450 8-16R 8R LINKS @ 175 C/C (IN PAIR)	450 4-16R at corner + 4-12R 8R LINKS @ 150 C/C (IN PAIR)	450 4-16R at corner + 4-12R 8R LINKS @ 150 C/C (IN PAIR)	300 6-12R 8R LINKS @ 150 C/C IN 3 SET
14.	C1, C17	250 X 300	500 X 500	10T @150 C/C (BOTHWAYS)	300 4-20R at corner + 2-16R 8R LINKS @ 175 C/C (IN PAIR) ONE CLOSED & ONE OPEN					



NOTES:
1. ALL DIMENSIONS ARE IN MM.
2. WRITTEN DIMENSIONS MUST BE FOLLOWED.
3. ALL DIMENSIONS ARE STRUCTURAL AND DO NOT INCLUDE ANY FINISHES.
4. ALL DIMENSIONS SHOULD BE CHECKED AT SITE.
5. IF ANY DISCREPANCY FOUND IN THE DRAWING IT SHOULD BE BROUGHT TO THE NOTICE OF THE ENGINEER BEFORE COMMENCEMENT OF WORK.
6. GRADE OF CONCRETE M 20.
7. GRADE OF REINFORCEMENT Fe 415.
8. LAP LENGTHS OF TENSILE REINFORCEMENTS SHOULD BE 65D AND IN COMPRESSION 50D WHERE 'D' IS THE DIAMETER OF ROD.

9. CLEAR COVER TO MAIN REINFORCEMENTS.
a. FOUNDATION - 50MM. c. TIE BEAM - 25MM.
b. COLUMN - 40MM. d. SLAB - 15MM.
10. SAFE BEARING CAPACITY OF SOIL AT FOUNDATION LEVEL SHALL NOT BE LESS THAN 15 T/SQ.M.
11. DEPTH OF EXCAVATION BELOW EXISTING GROUND LEVEL (D) SHALL BE TO A STRATUM OF ADEQUATE SAFE BEARING CAPACITY, OR 1600 MM, WHICHEVER IS MORE.
12. SPECIFICATIONS FOR MATERIALS, WORKMANSHIP AND QUALITY CONTROL SHALL CONFIRM TO RELEVANT IS CODES.

COLUMN SCHEDULE, DETAILS OF PILE, DETAILS OF LIFT

SPECIFICATIONS
• 250 THK. BRICK WORK IN 1:6 MORTAR
• 125 THK. & 75 THK. BRICK WORK IN 1:4 MORTAR
• R.C.C. WORK IN 1:11/2:3 MORTAR
• P.C.C. WORK IN 1:3:6 MORTAR
• EXTERNAL WALL PALSTER 1 : 5 MORTAR
• INTERNAL WALL PLASTER 1 : 6 MORTAR
• ALL CEILING PLASTER 1 : 4 MORTAR

PROPOSED FIVE STOREYED POST GRADUATE COLLEGE FOR B.C ROY ENGINEERING COLLEGE OVER C.S. PLOT NO.-221(P), 222, 235, 236, 295, 296(P), 223, 234 OF MOUZA - FULJHORE, J.L. NO.-82, P.S.- DURGAPUR, DIST-BURDWAN, CIRCLE/WARD NO.-C/25, HOLDING NO.-20/1/N, NAME OF STREET -JAMUA ROAD.

Dulal Kumar Mitra
SIGNATURE OF OWNER (secretary)

Utpal Karle Pan
SIGNATURE OF ENGINEER
AMIE Regd. No. (508697)

SIGNATURE OF ARCHITECT
LIC. NO. DMC / BPD - 03
Regd. No. (CA/BB/11711)

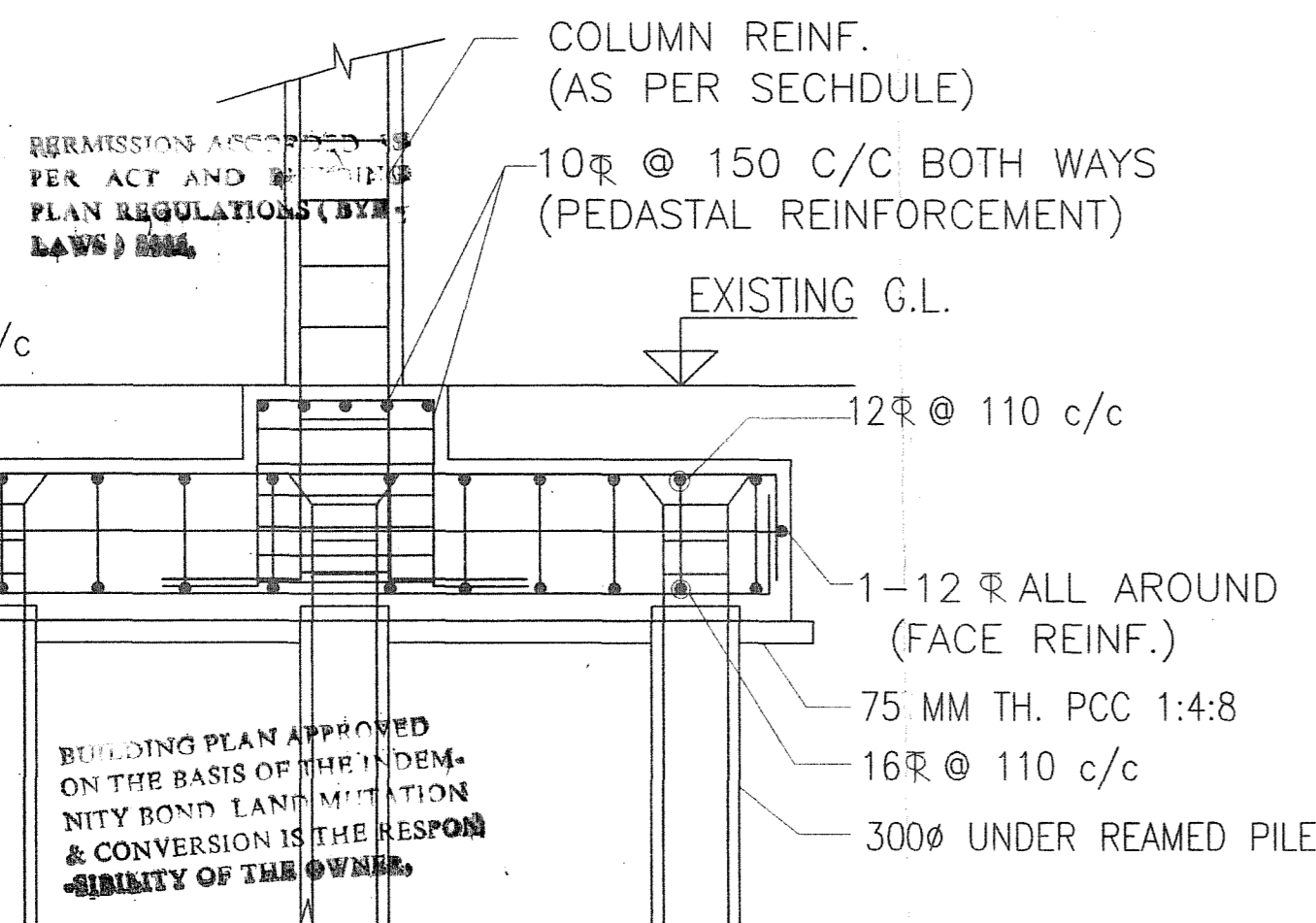

Architect
HOUSING TECHNOLOGY CONSULTANT

SUHATA BUILDING
RM. NO. 5/1, CITY CENTER
DURGAPUR 713216
PH. NO.- 0343 6454905

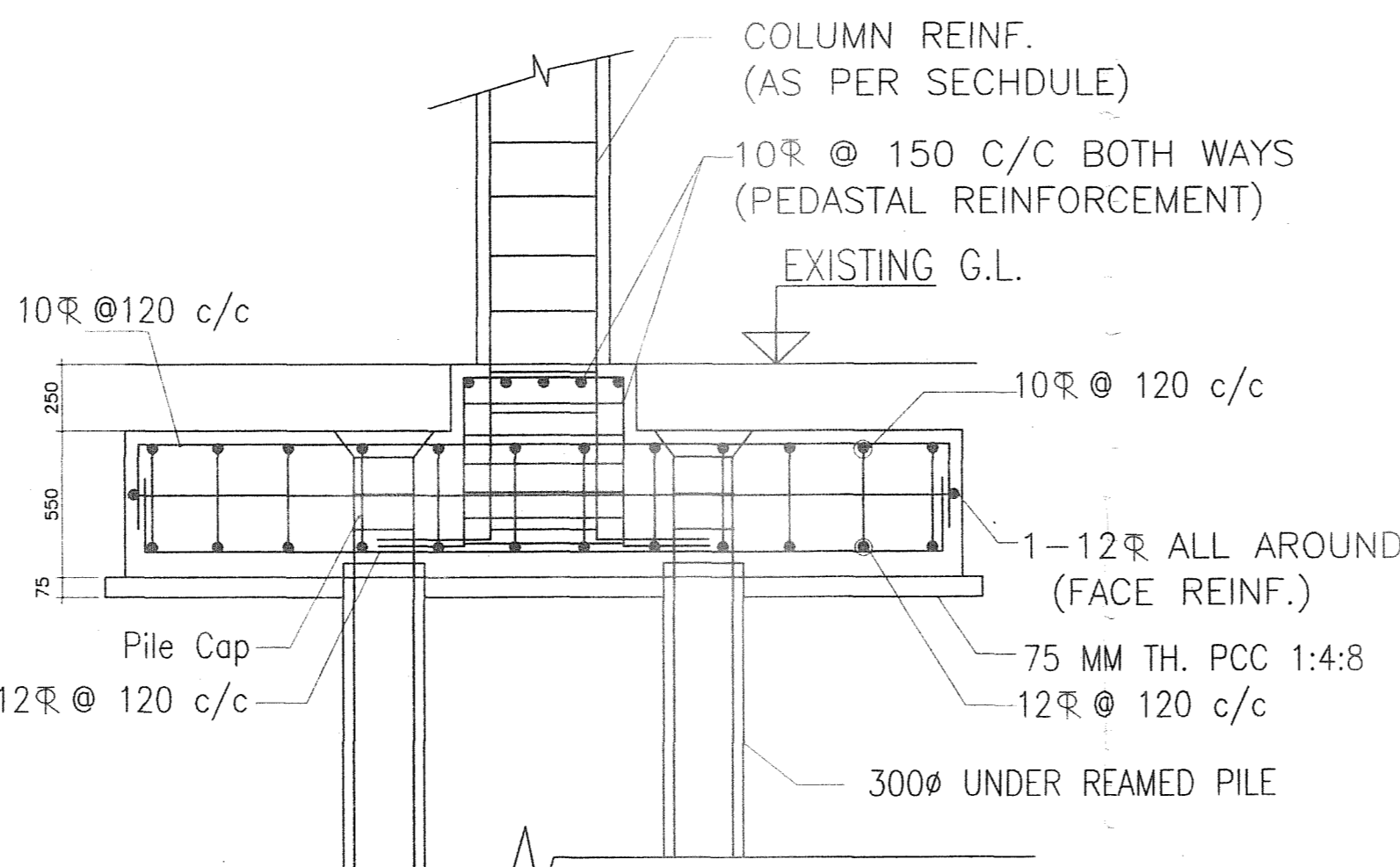
6-56 RAKESH SHARMA STREET
SECTOR-2B BIDHANNAGAR
DURGAPUR 713212
PH. NO.- 535659 . 94342 26920

SCALE - N. T. S.
DATE - 12. 12. 07
DRG. NO. HTC / BCR / PG / S2

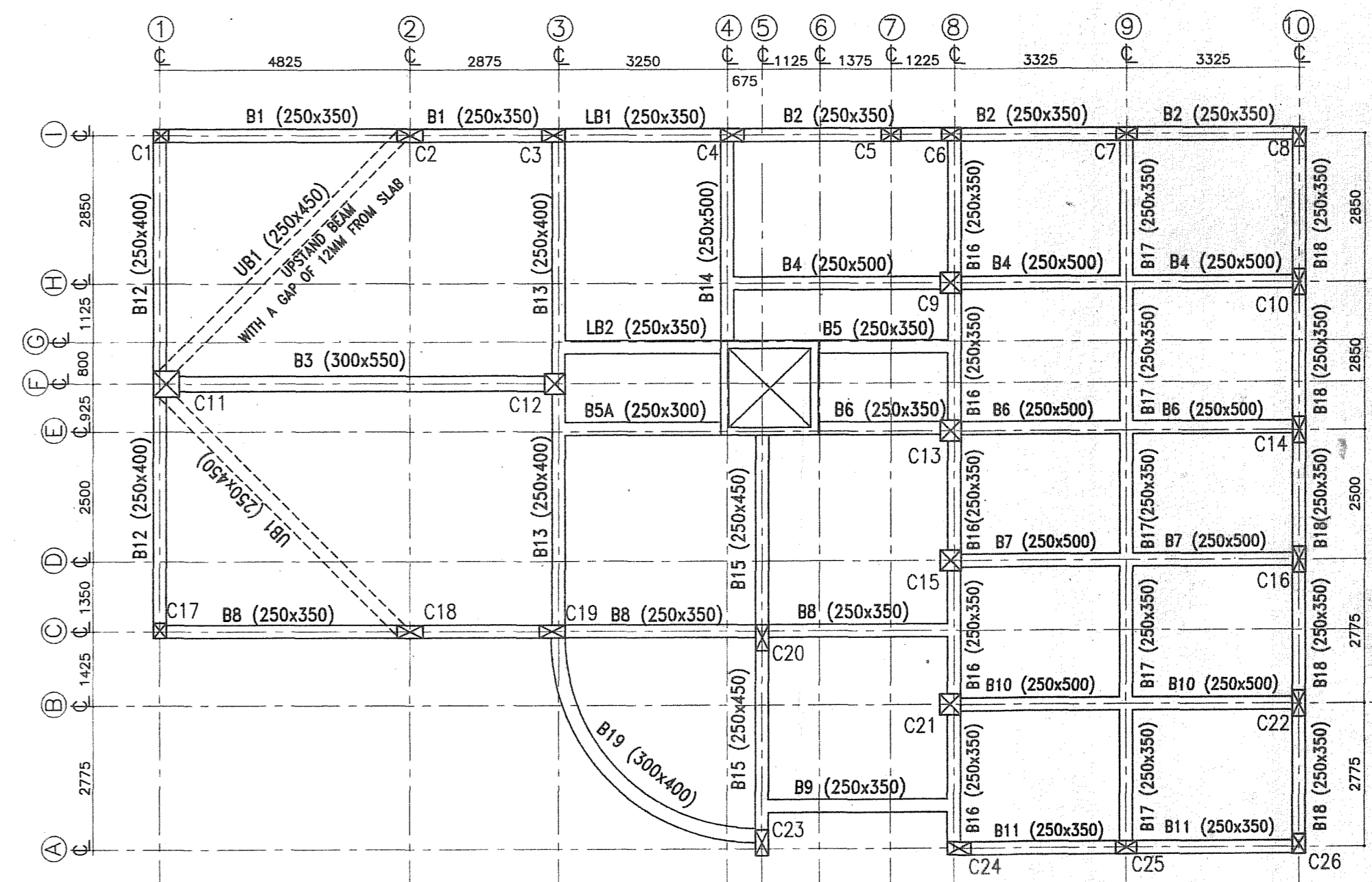
REVISION



SECTION 5-5 OF PILE CAP PC6



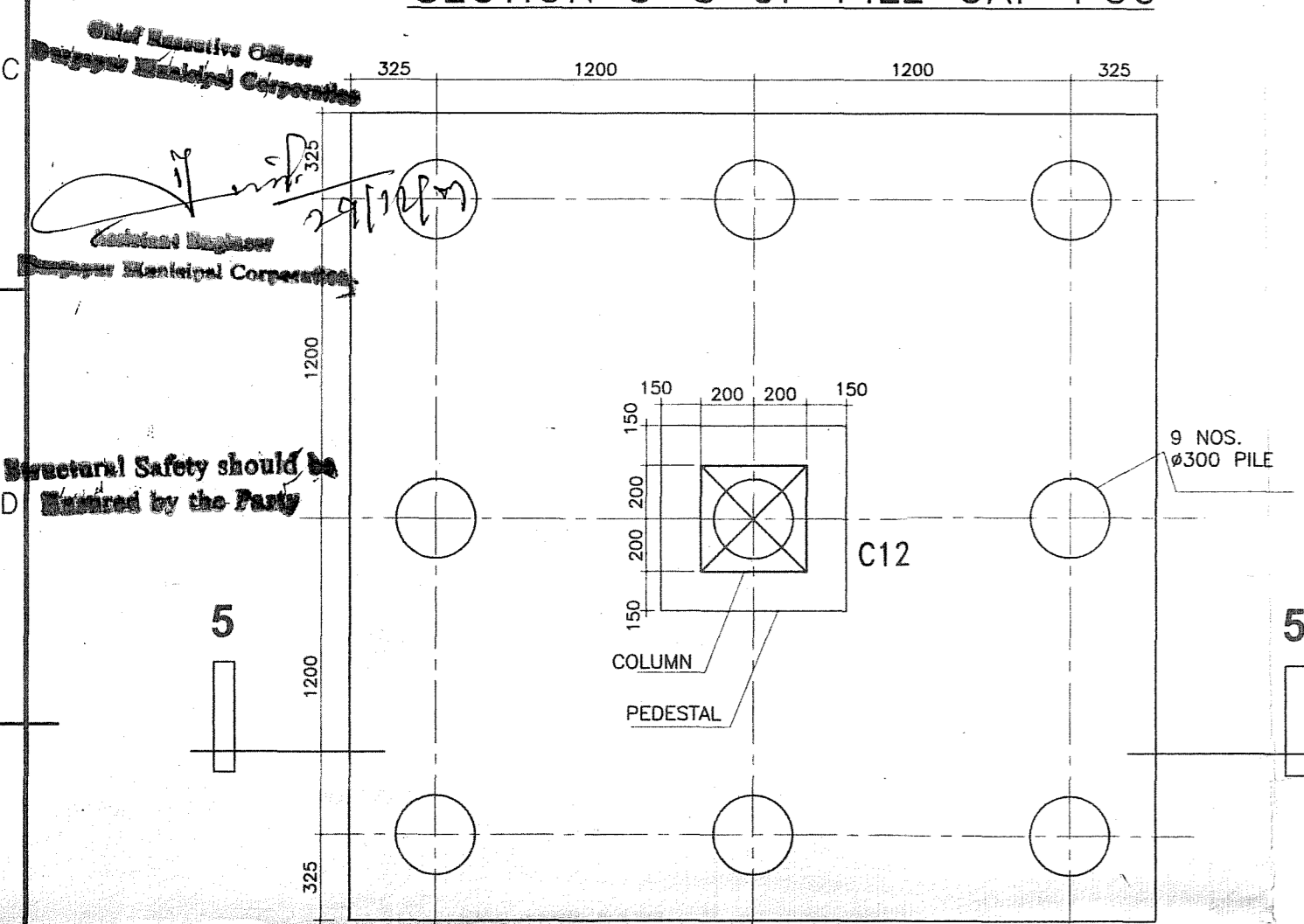
SECTION 6-6 OF PILE CAP PC7



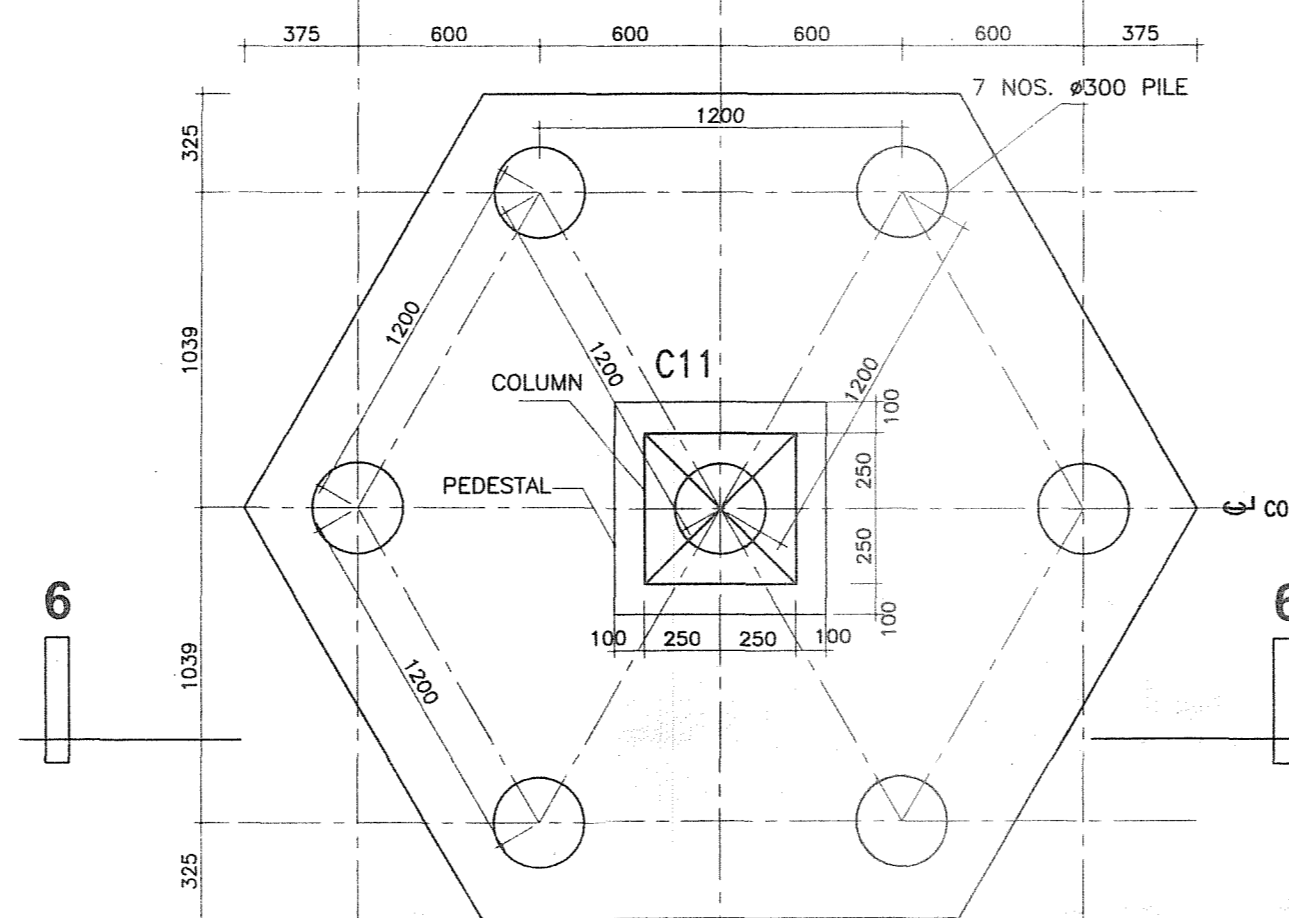
TYPICAL LAYOUT PLAN OF FLOOR BEAM
SCALE-1:100

APPROVED
PLAN No. CB/383/07
RB/CB/IB/PP/10/07
APN.....
20.7.12 @ 8.11.07
Date 26.12.07

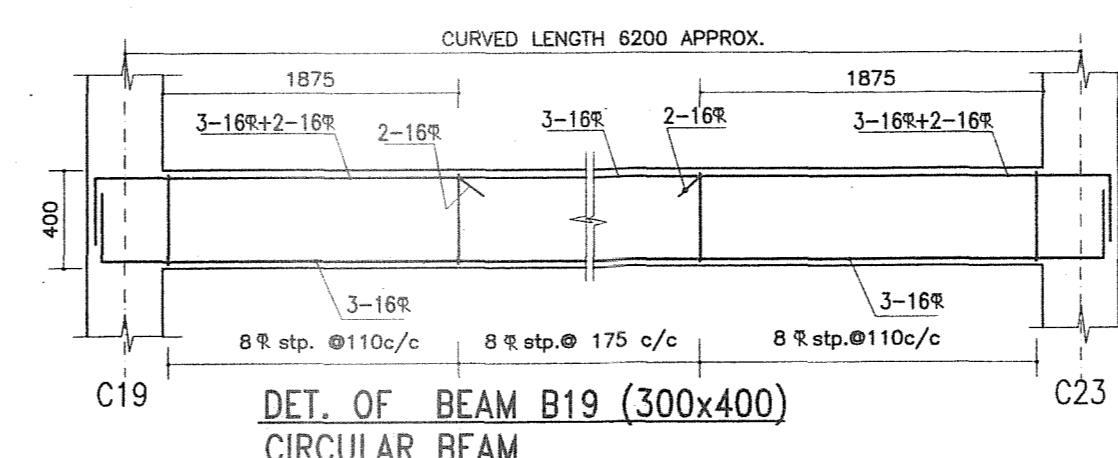
PERMISSION ASSIGNED FOR ACT AND PLAN REGULATIONS (BY LAWS) ONLY.
BUILDING PLAN APPROVED ON THE BASIS OF THE INDEMNITY BOND AND LIMITATION & CONVERSION IS THE RESPONSIBILITY OF THE OWNER.



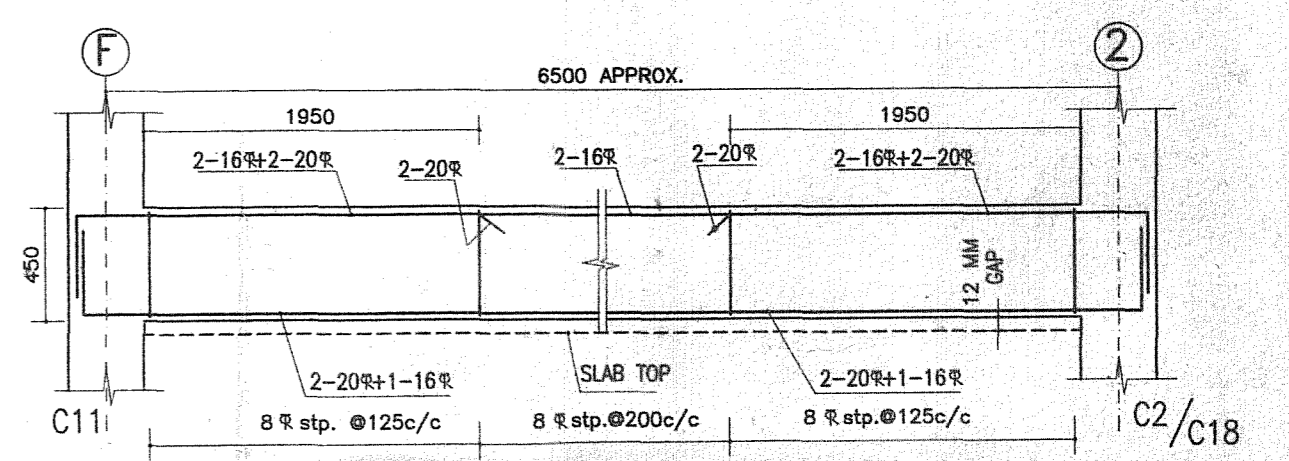
DETAILS OF PILE CAP PC6



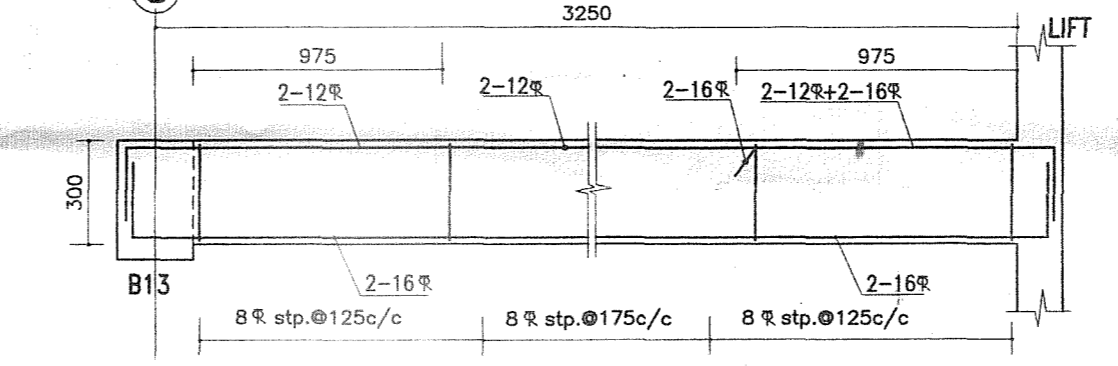
DETAILS OF PILE CAP PC7



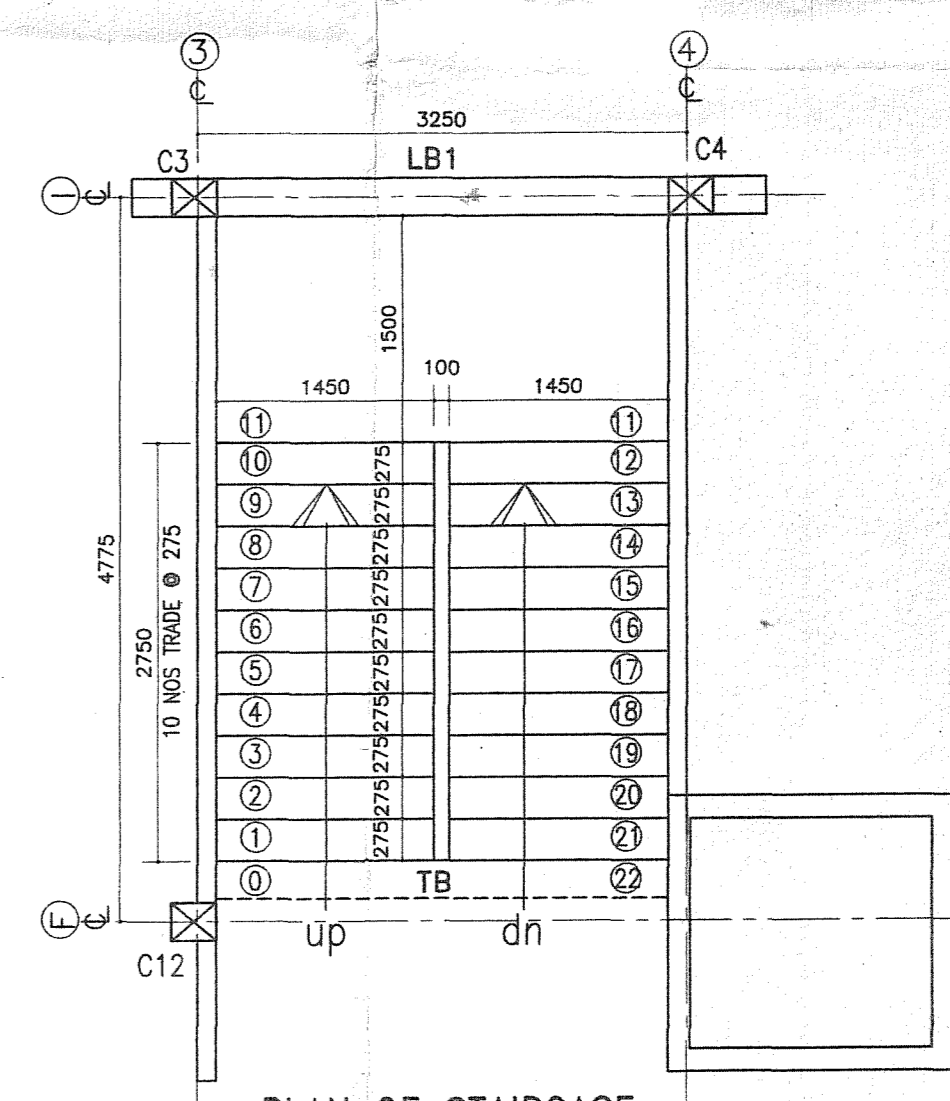
DET. OF BEAM B19 (300x400)
CIRCULAR BEAM



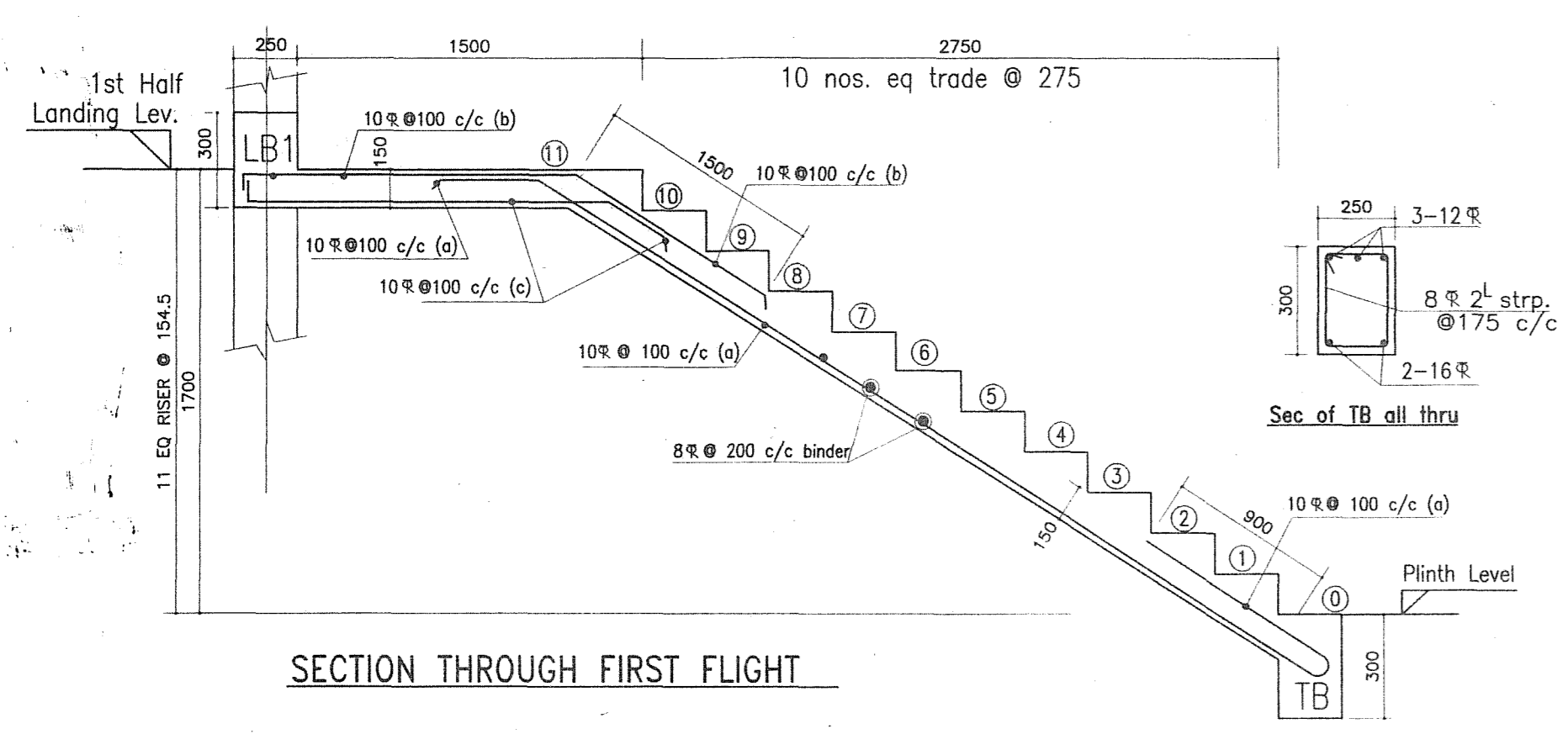
DET. OF BEAM UB1 (300x450)



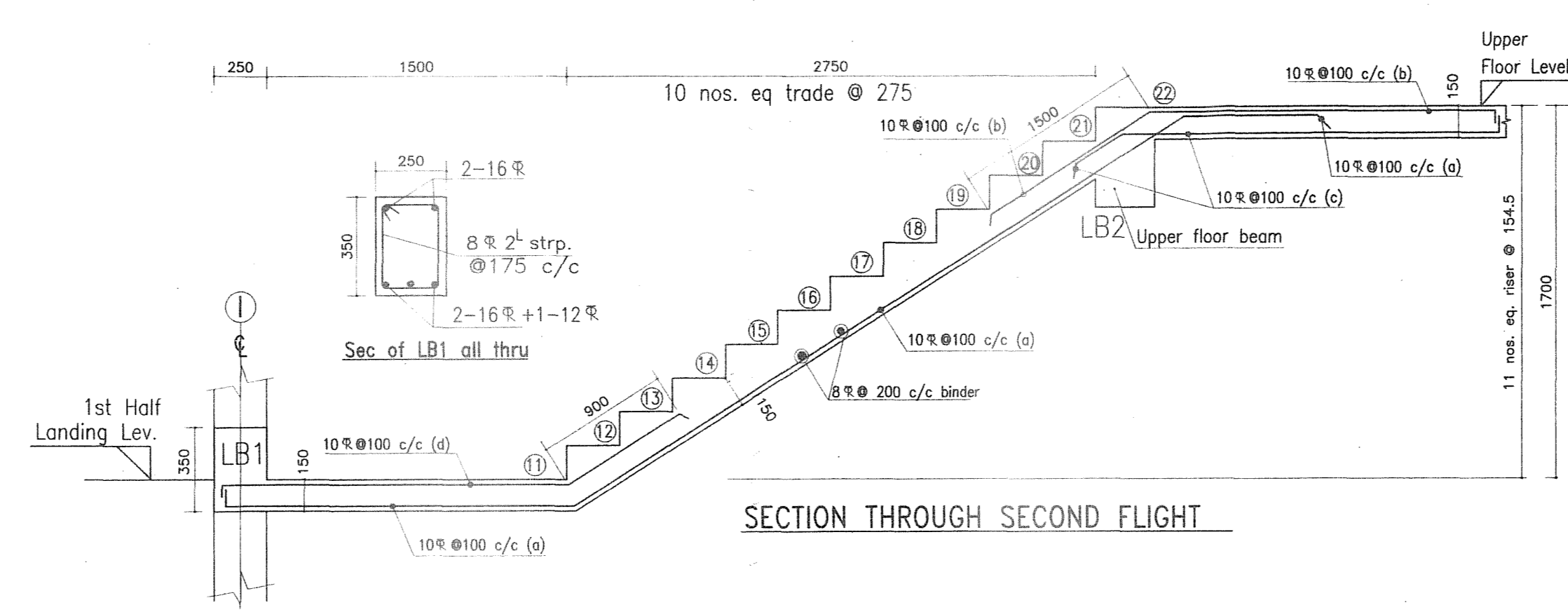
DET. OF BEAM 5A (250x300)



PLAN OF STAIRCASE



SECTION THROUGH FIRST FLIGHT



SECTION THROUGH SECOND FLIGHT

- NOTES
1. ALL DIMENSIONS ARE IN MM.
 2. WRITTEN DIMENSIONS MUST BE FOLLOWED.
 3. ALL DIMENSIONS ARE STRUCTURAL AND DO NOT INCLUDE ANY FINISHES.
 4. ALL DIMENSIONS SHOULD BE CHECKED AT SITE.
 5. IF ANY DISCREPANCY FOUND IN THE DRAWING IT SHOULD BE BROUGHT TO THE NOTICE OF THE ENGINEER BEFORE COMMENCEMENT OF WORK.
 6. GRADE OF CONCRETE M 20.
 7. GRADE OF REINFORCEMENT Fe 415.
 8. LAP LENGTHS OF TENSILE REINFORCEMENTS SHOULD BE 65D AND IN COMPRESSION 50D WHERE 'D' IS THE DIAMETER OF ROD.

9. CLEAR COVER TO MAIN REINFORCEMENTS.
a. FOUNDATION - 50MM. c. TIE BEAM - 25MM.
b. COLUMN - 40MM. d. SLAB - 15MM.
10. SAFE BEARING CAPACITY OF SOIL AT FOUNDATION LEVEL SHALL NOT BE LESS THAN 15 T/SQ.M.
11. DEPTH OF EXCAVATION BELOW EXISTING GROUND LEVEL (D) SHALL BE TO A STRATUM OF ADEQUATE SAFE BEARING CAPACITY, OR 1600 MM, WHICHEVER IS MORE.
12. SPECIFICATIONS FOR MATERIALS, WORKMANSHIP AND QUALITY CONTROL SHALL CONFIRM TO RELEVANT IS CODES.

- DETAILS OF PILE & DETAILS OF STAIR
- SPECIFICATIONS
- 250 THK. BRICK WORK IN 1:6 MORTAR
 - 125 THK. & 75 THK. BRICK WORK IN 1:4 MORTAR
 - R.C.C. WORK IN 1:1/2:3 MORTAR
 - P.C.C. WORK IN 1:3:6 MORTAR
 - EXTERNAL WALL PLASTER 1 : 5 MORTAR
 - INTERNAL WALL PLASTER 1 : 6 MORTAR
 - ALL CEILING PLASTER 1 : 4 MORTAR

PROPOSED FIVE STOREYED POST GRADUATE COLLEGE FOR B.C ROY ENGINEERING COLLEGE OVER C.S. PLOT NO.-221(P), 222, 235, 236, 295, 296(P), 223, 234 OF MOUZA - FULJHORE, J.L. NO.-82, P.S.- DURGAPUR, DIST-BURDWAN, CIRCLE/WARD NO.-C/25, HOLDING NO.-20/1/N, NAME OF STREET -JAMUA ROAD.

SIGNATURE OF ARCHITECT
LIC. NO. DMC / BPD - 03
Regd. No. (CA/88/11711)


Architect
HOUSING TECHNOLOGY CONSULTANT

SUHATTA BUILDING
RM. NO. 5/1, CITY CENTER
DURGAPUR 713216
PH. NO.- 0343 6454905

G-56 RAKESH SHARMA STREET
SECTOR-2B BIDHANNAGAR
DURGAPUR 713212
PH. NO.- 535659 . 94342 26920

SCALE - 1:100, 1:50 & N.T.S.
DATE - 12.12.07
DRG. NO. HIC/BCR/PG/S4

REVISION



APPROVED

PLAN No. 29/382/07
R/C/B/18/19/RUT/
APN.....
2007. 20.08.
Date: 26/12/07


Chief Executive Officer
Durgapur Municipal Corporation

12/11/07
12/11/07
12/11/07

Structural Safety should be
checked by the Party

PERMISSION ACCORDS AS
PER ACT AND BUILDING
PLAN REGULATIONS, 1988
DATE: 26/12/07

BUT NOT BE APPROVED
ON THE BASIS OF THE INDEMNITY
BOND AND MUTATION
& CONVERSION IS THE RESPON-
SIBILITY OF THE OWNER.



- NOTES
1. ALL DIMENSIONS ARE IN MM.
 2. WRITTEN DIMENSIONS MUST BE FOLLOWED.
 3. ALL DIMENSIONS ARE STRUCTURAL AND DO NOT INCLUDE ANY FINISHES.
 4. ALL DIMENSIONS SHOULD BE CHECKED AT SITE.
 5. IF ANY DISCREPANCY FOUND IN THE DRAWING IT SHOULD BE BROUGHT TO THE NOTICE OF THE ENGINEER BEFORE COMMENCEMENT OF WORK.
 6. GRADE OF CONCRETE M 20.
 7. GRADE OF REINFORCEMENT Fe 415.
 8. LAP LENGTHS OF TENSILE REINFORCEMENTS SHOULD BE 65D AND IN COMPRESSION 50D WHERE 'D' IS THE DIAMETER OF ROD.
 9. CLEAR COVER TO MAIN REINFORCEMENTS.
 - a. FOUNDATION - 50MM. c. TIE BEAM - 25MM.
 - b. COLUMN - 40MM. d. SLAB - 15MM.
 10. SAFE BEARING CAPACITY OF SOIL AT FOUNDATION LEVEL SHALL NOT BE LESS THAN 15 T/SQM.
 11. DEPTH OF EXCAVATION BELOW EXISTING GROUND LEVEL (D) SHALL BE TO A STRATUM OF ADEQUATE SAFE BEARING CAPACITY, OR 1800 MM, WHICHEVER IS MORE.
 12. SPECIFICATIONS FOR MATERIALS, WORKMANSHIP AND QUALITY CONTROL SHALL CONFIRM TO RELEVANT IS CODES.

- SPECIFICATIONS
- 250 THK. BRICK WORK IN 1:6 MORTAR
 - 125 THK. & 75 THK. BRICK WORK IN 1:4 MORTAR
 - R.C.C. WORK IN 1:1 1/2:3 MORTAR
 - P.C.C. WORK IN 1:3:6 MORTAR
 - EXTERNAL WALL PLASTER 1 : 5 MORTAR
 - INTERNAL WALL PLASTER 1 : 6 MORTAR
 - ALL CEILING PLASTER 1 : 4 MORTAR

PROPOSED FIVE STOREYED POST GRADUATE COLLEGE FOR B.C ROY ENGINEERING COLLEGE OVER C.S. PLOT NO.-221(P), 222, 235, 236, 295, 296(P), 223, 234 OF MOUZA - FULJHORE, J.L. NO.-82, P.S.- DURGAPUR, DIST.-BURDWAN, CIRCLE/WARD NO.-C/25, HOLDING NO.-20/1/N, NAME OF STREET -JAMUA ROAD.

RE-INFORCEMENT DETAIL OF FLOOR BEAMS

Dulal Kumar Mishra
SIGNATURE OF OWNER (secretary)

Utpal Kanti Jais
SIGNATURE OF ENGINEER
AMIE Regd. No. (508697)

Sudhakar Chatterjee
12/12/07
SIGNATURE OF ARCHITECT
LIC. NO. DMC / BPD - 03
Regd. No. (CA/88/11711)

Architect
HOUSING TECHNOLOGY CONSULTANT

SUJATTA BUILDING
RM. NO. 5/1, CITY CENTER
DURGAPUR 713216
PH. NO. - 0343 6454905

G-56 RAKESH SHARMA STREET
SECTOR-28 BIDHANNAGAR
DURGAPUR 713212
PH. NO. - 535659 . 94342 26920

SCALE:- N. T. S.

DATE:- 12. 12. 07

DRG. NO. HTC/ BCR/ PG/ S5

REVISION



APPROVED

PLAN No. CB/382/07
RB/CB/IB/PB/HUT/
APN.....
2007.....
Date: 26/12/07

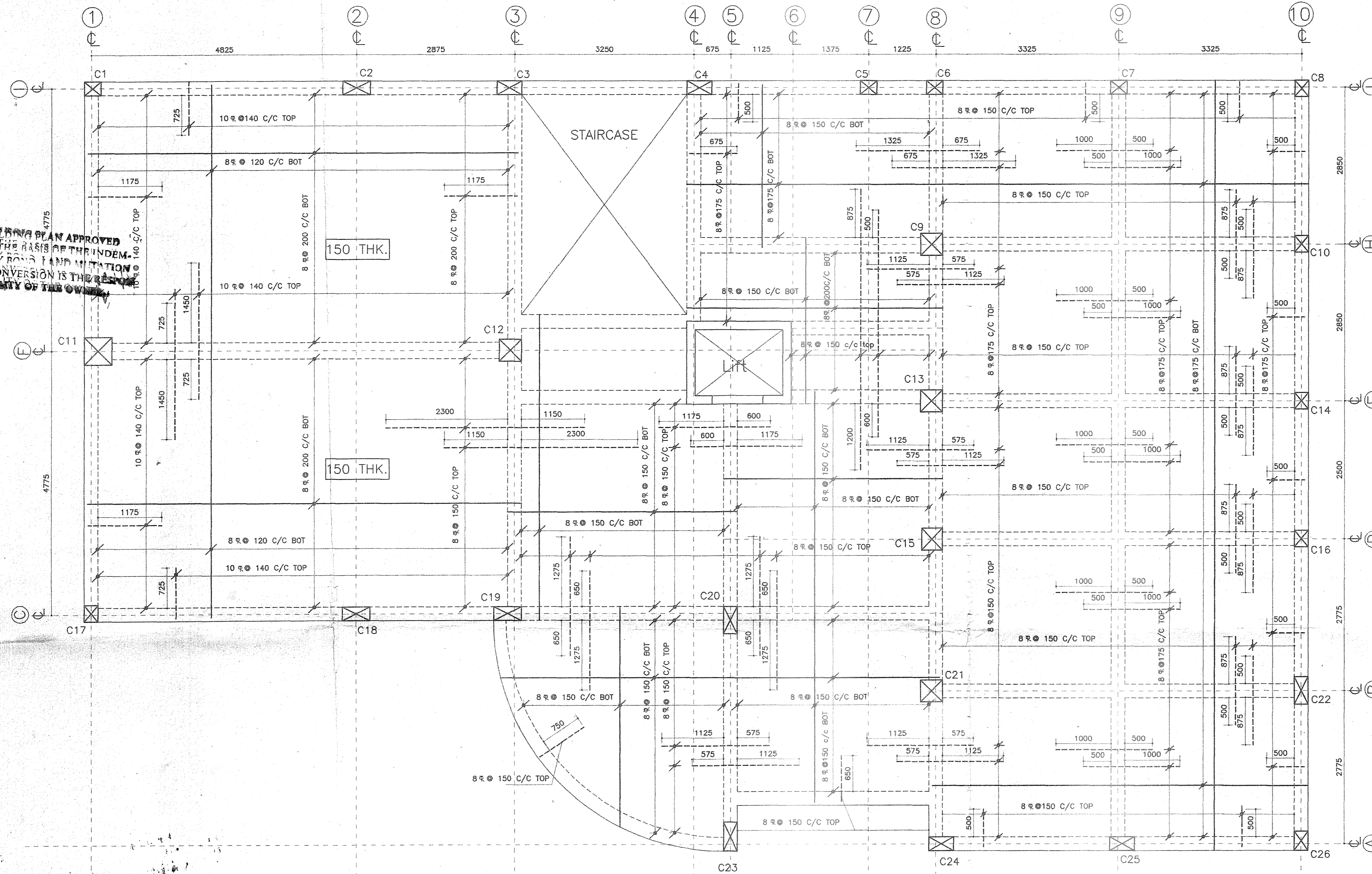
Chief Executive Officer
Durgapur Municipal Corporation

Chief Executive Officer
Durgapur Municipal Corporation

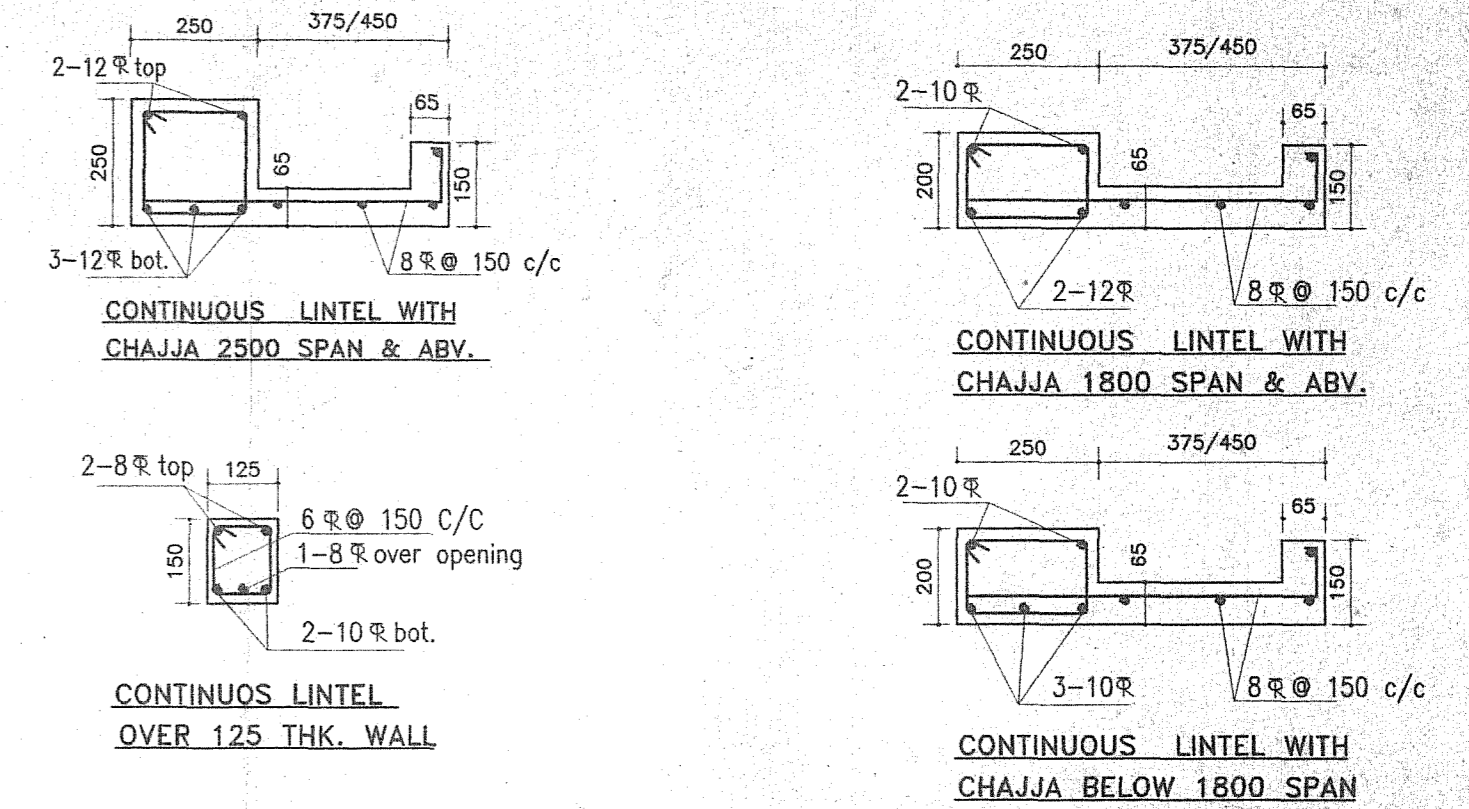
Structural Safety should be
Ensured by the Party

PERMIT IS ACCORDED AS
PER ACT AND BUILDING
PLAN REGULATIONS (BYE
LAWS) 1986

THIS PLAN APPROVED
ON THE BASIS OF THE INDEMNITY
BOND AND MUTATION
& CONVERSION IS THE RESPONSIBILITY
OF THE OWNER.



R.C.C DETAILS OF TYPICAL FLOOR SLAB
UNLESS OTHER WISE MENTIONED ALL SLAB 120 THK.
8 @ 200 C/C BINDER FOR TOP & BOT BAR AS NECESSARY



TYPICAL R.C.C DETAILS OF SLAB (PART) 2ND FLOOR ONWARDS
UNLESS OTHER WISE MENTIONED ALL SLAB 120 THK.
8 @ 200 C/C BINDER FOR TOP & BOT BAR AS NECESSARY

- NOTES
1. ALL DIMENSIONS ARE IN MM.
 2. WRITTEN DIMENSIONS MUST BE FOLLOWED.
 3. ALL DIMENSIONS ARE STRUCTURAL AND DO NOT INCLUDE ANY FINISHES.
 4. ALL DIMENSIONS SHOULD BE CHECKED AT SITE.
 5. IF ANY DISCREPANCY FOUND IN THE DRAWING IT SHOULD BE BROUGHT TO THE NOTICE OF THE ENGINEER BEFORE COMMENCEMENT OF WORK.
 6. GRADE OF CONCRETE M 20.
 7. GRADE OF REINFORCEMENT Fe 415.
 8. LAP LENGTHS OF TENSILE REINFORCEMENTS SHOULD BE 65D AND IN COMPRESSION 50D WHERE 'D' IS THE DIAMETER OF ROD.

9. CLEAR COVER TO MAIN REINFORCEMENTS.
a. FOUNDATION - 50MM. c. THE BEAM - 25MM.
b. COLUMN - 40MM. d. SLAB - 15MM.
10. SAFE BEARING CAPACITY OF SOIL AT FOUNDATION LEVEL SHALL NOT BE LESS THAN 15 T/SQ.M.
11. DEPTH OF EXCAVATION BELOW EXISTING GROUND LEVEL (D) SHALL BE TO A STRATUM OF ADEQUATE SAFE BEARING CAPACITY, OR 1600 MM, WHICHEVER IS MORE.
12. SPECIFICATIONS FOR MATERIALS, WORKMANSHIP AND QUALITY CONTROL SHALL CONFIRM TO RELEVANT IS CODES.

RE-INFORCEMENT DETAILS OF SLAB LINTEL & CHAJJA

- SPECIFICATIONS
- 250 THK. BRICK WORK IN 1:6 MORTAR
 - 125 THK. & 75 THK. BRICK WORK IN 1:4 MORTAR
 - R.C.C. WORK IN 1:11/2:3 MORTAR
 - P.C.C. WORK IN 1:3:6 MORTAR
 - EXTERNAL WALL PLASTER 1 : 5 MORTAR
 - INTERNAL WALL PLASTER 1 : 6 MORTAR
 - ALL CEILING PLASTER 1 : 4 MORTAR

PROPOSED FIVE STOREYED POST GRADUATE COLLEGE FOR B.C ROY ENGINEERING COLLEGE OVER C.S. PLOT NO.-221(P), 222, 235, 236, 295, 296(P), 223, 234 OF MOUZA - FULJHORE, J.L. NO.-82, P.S.- DURGAPUR, DIST-BURDWAN, CIRCLE/WARD NO.-C/25, HOLDING NO.-20/1/N, NAME OF STREET -JAMUA ROAD.

Dulal Kumar Mitra
SIGNATURE OF OWNER (secretary)

Wajid Kauri Khan
SIGNATURE OF ENGINEER
AMIE Regd. No. (508697)

Rakesh Sharma
SIGNATURE OF ARCHITECT
LIC. NO. DMC / BPD - 03
Regd. No. (CA/88/11711)

Architect
HOUSING TECHNOLOGY CONSULTANT

SUHATTA BUILDING
RM. NO. 5/1, CITY CENTER
DURGAPUR 713216
PH. NO.- 0343 6454905
SCALE- 1:100, 1:50 & N.T.S.
DATE-12.12.07
DRG. NO. HTC/ BCR/ PG/ S6

G-56 RAKESH SHARMA STREET
SECTOR-2B BIDHANNAGAR
DURGAPUR 713212
PH. NO.- 535659 . 94342 26920

REVISION



Structural Safety should be Measured by the Party

PERMISSION ACCORDING TO AS PER ACT AND BUILDING PLAN REGULATIONS (BYE LAWS) 2006.

PLAN No. CA/383/07
R.B./C.R./P.P./HUT/
ADN
2007-2008
Date: 26/1/2007

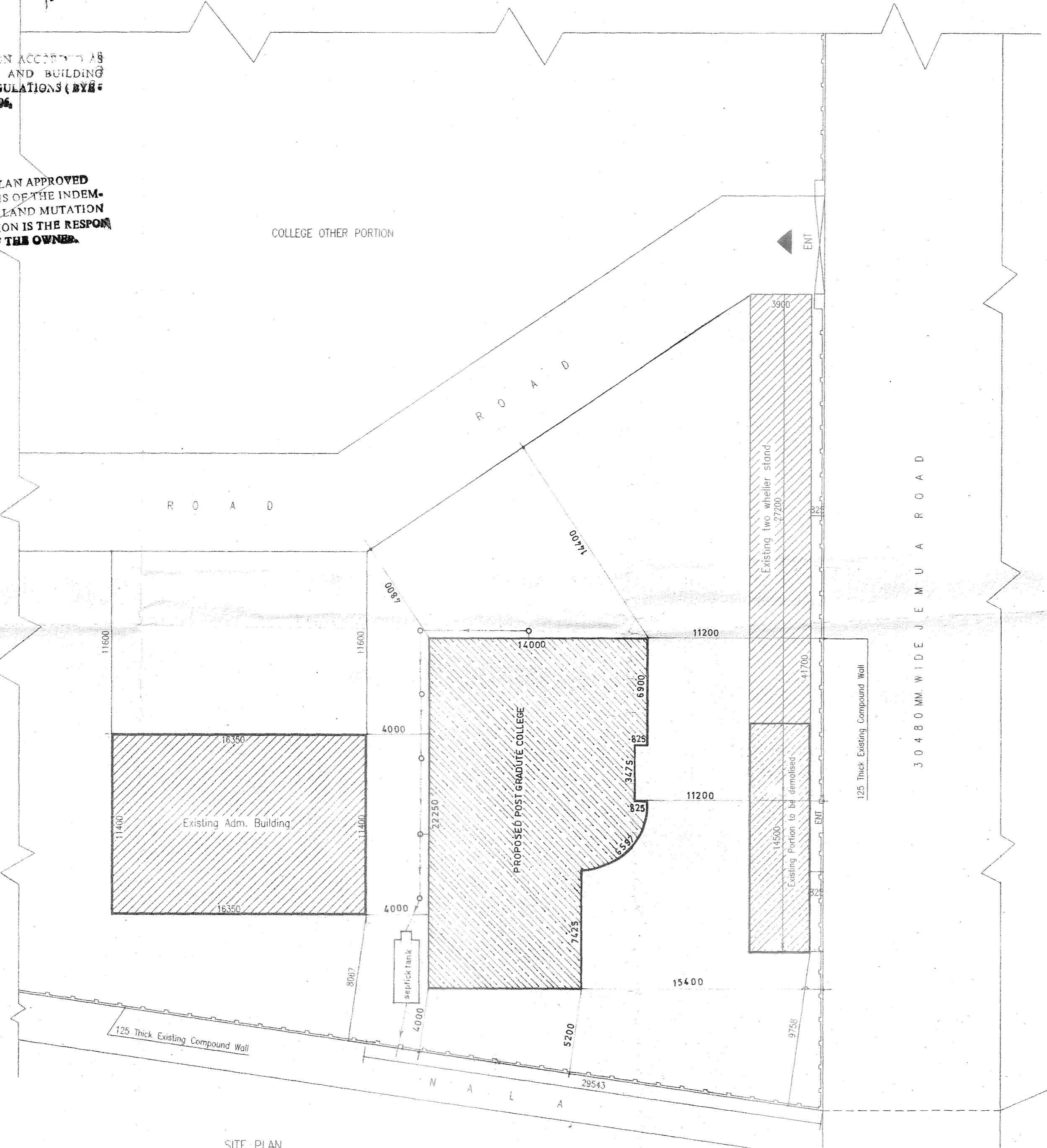
BUILDING PLAN APPROVED ON THE BASIS OF THE INDEMNITY BOND, LAND MUTATION & CONVERSION IS THE RESPONSIBILITY OF THE OWNER.

APPROVED

Chief Executive Officer
Durgapur Municipal Corporation

[Signature]
13/2/08
Municipal Engineer
Durgapur Municipal Corporation

COLLEGE OTHER PORTION



SITE PLAN

NOTES

1. ALL DIMENSIONS ARE IN MM.
2. WRITTEN DIMENSIONS MUST BE FOLLOWED.
3. ALL DIMENSIONS ARE STRUCTURAL AND DO NOT INCLUDE ANY FINISHES.
4. ALL DIMENSIONS SHOULD BE CHECKED AT SITE.
5. IF ANY DESCRIPENCY FOUND IN THE DRAWING IT SHOULD BE BROUGHT TO THE NOTICE OF THE ARCHITECT BEFORE COMMENCEMENT OF WORK.
6. READ THIS DRAWING IN CONJUNCTION WITH NECESSARY ARCHITECTURAL DRAWING.
7. GRADE OF CONCRETE M 20.
8. GRADE OF REINFORCEMENT Fe 415.

REFERENCE			
DRG. NO.	DESCRIPTION		

REV. NO.	REVISION	BY	APPR

PROPOSED FIVE STOREYED POST GRADUATE COLLEGE FOR B.C ROY ENGINEERING COLLEGE OVER C.S. PLOT NO.-221(P), 222, 235, 236, 295, 296(P), 223, 234 OF MOUZA FULJHORE, J.L. NO.-82, P.S.-DURGAPUR, DIST-BURDWAN, CIRCLE/WARD NO.-C/25, HOLDING NO.-20/1/N, NAME OF STREET -JAMUA ROAD.

SITE PLAN

SIGNATURE OF DIRECTOR

[Signature]

ARCHITECT
HOUSING TECHNOLOGY CONSULTANT


[Signature]


1/8/07
SUBROTO CHATTERJEE
Lic. no. DMC/BPD/03
Reg. no. - CA/88/11711

SCALE - 1:200

DATE -

DRG. NO.





PERMISSION ACCORDED AS PER ACT AND BUILDING PLAN REGULATIONS (BYE-LAWS) 2006.

BUILDING BY AN APPROVED ON THE BASIS OF THE INDEMNITY BOND, LAND MUTATION & CONVERSION IS THE RESPONSIBILITY OF THE OWNER.


APPROVED

PLAN No. CA/383/07
 R.F./C/2/PP/107
 APPD. 20.07.2008
 Date: 26/12/07

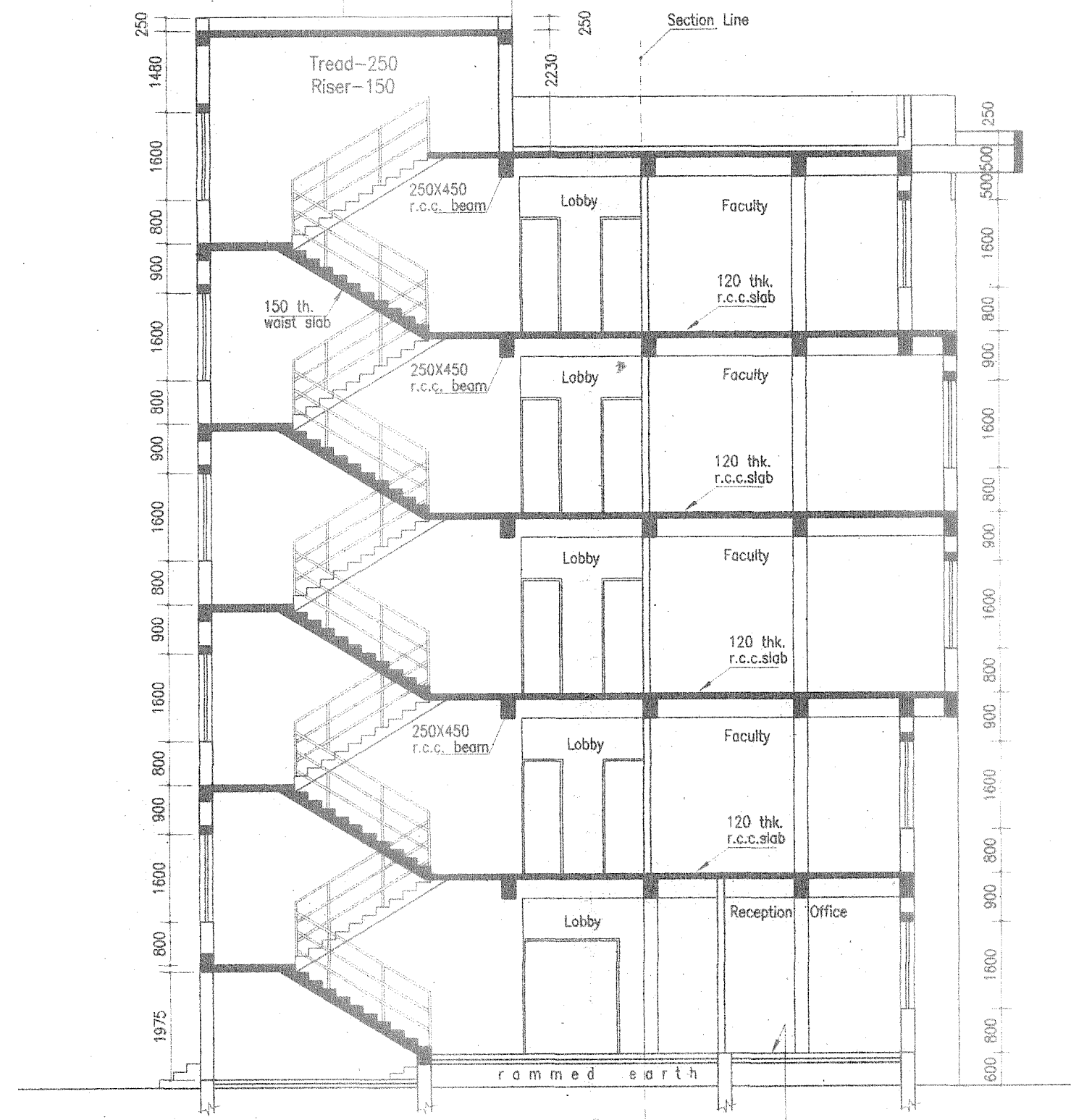
Chief Executive Officer
 Municipal Corporation

Additional Engineer
 Municipal Corporation

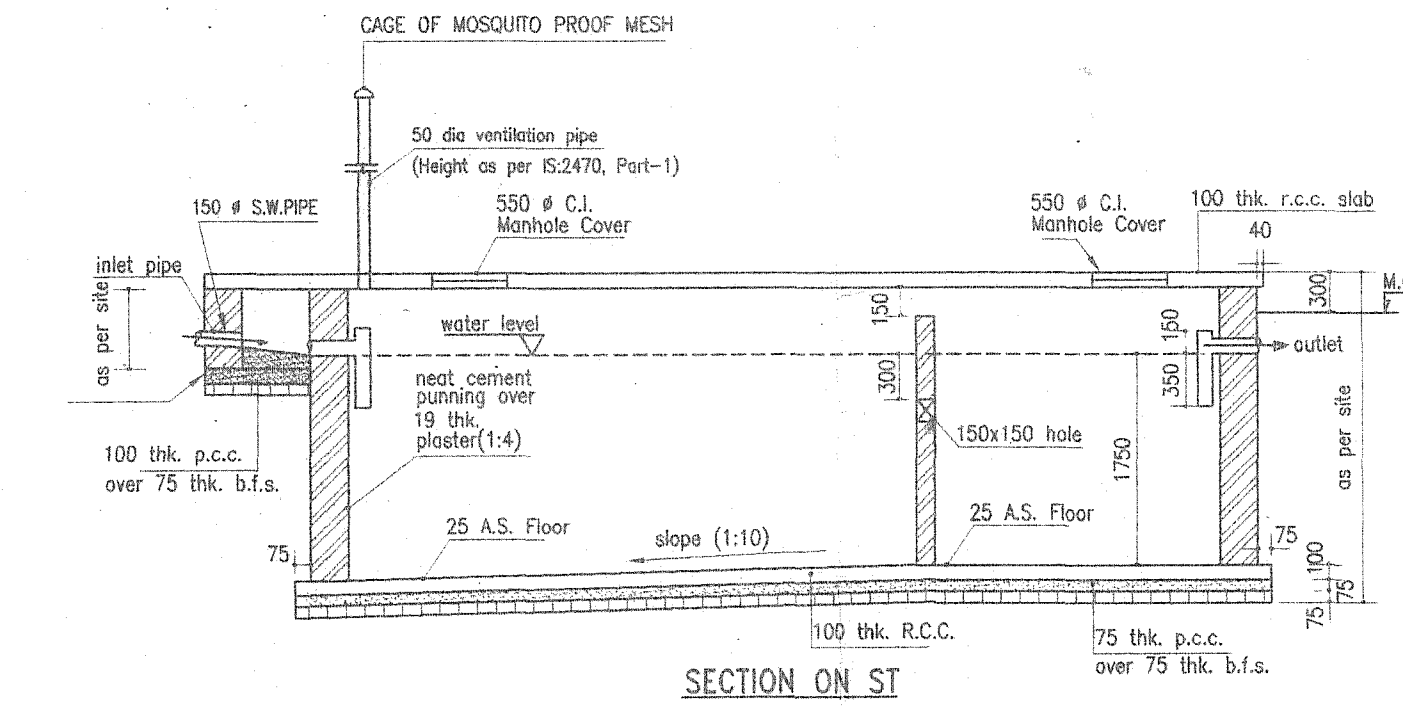
Structural Safety should be warranted by the Party



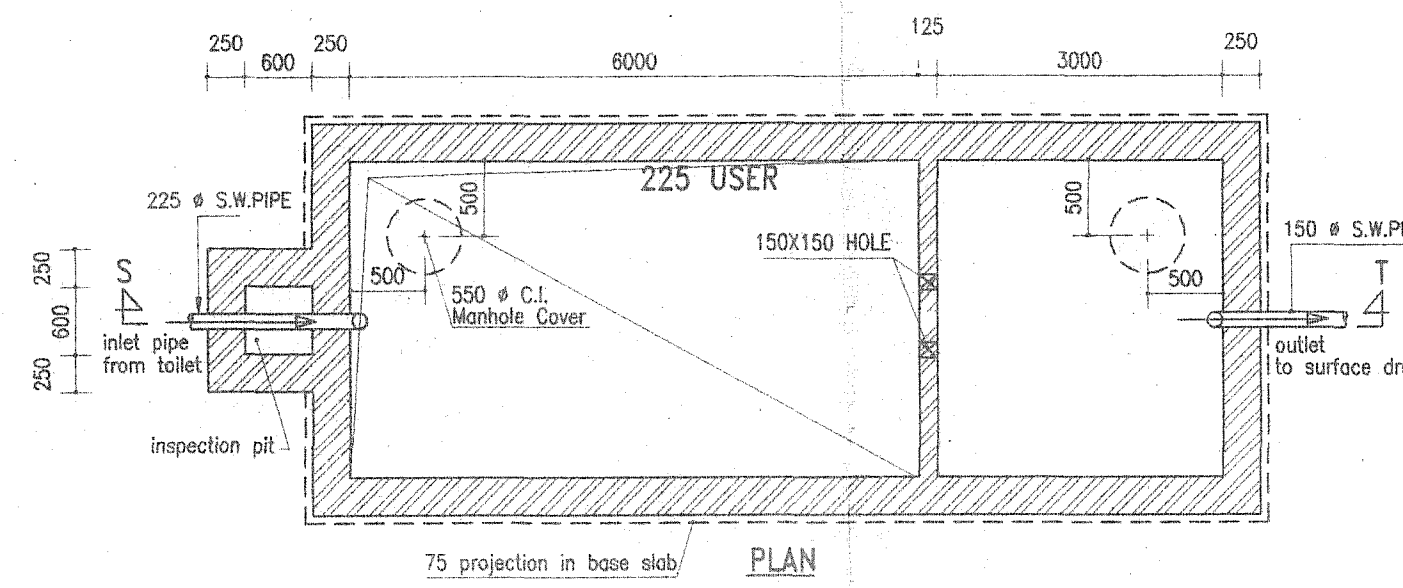
NORTH SIDE ELEVATION
 SCALE-1:100



SECTION CD
 SCALE-1:100



SECTION ON ST



PLAN
 SEPTIC TANK DETAILS

DOORS AND WINDOWS SCHEDULE

TYPE	WIDTH	HEIGHT	REMARKS
D1	1050	2100	Pannel door
D2	1000	2100	DO
D3	900	2100	DO
D4	750	2100	DO
D5	900	1950	DO
D6	1200	2100	DO
D7	1800	2100	DO
DW1	2000/837	2400/1600	DO
W1	750	600	Glazed shutter
W2	2000	1600.	DO

NOTES

1. ALL DIMENSIONS ARE IN MM.
2. WRITTEN DIMENSIONS MUST BE FOLLOWED.
3. ALL DIMENSIONS ARE STRUCTURAL AND DO NOT INCLUDE ANY FINISHES.
4. ALL DIMENSIONS SHOULD BE CHECKED AT SITE.
5. IF ANY DISCREPANCY FOUND IN THE DRAWING IT SHOULD BE BROUGHT TO THE NOTICE OF THE ARCHITECT BEFORE COMMENCEMENT OF WORK.
6. READ THIS DRAWING IN CONJUNCTION WITH NECESSARY ARCHITECTURAL DRAWING.
7. GRADE OF CONCRETE M 20.
8. GRADE OF REINFORCEMENT F_o 415.

REFERENCE

DRG. NO.	DESCRIPTION

REV. NO.

REV. NO.	REVISION	BY	APPR

PROPOSED FIVE STOREYED POST GRADUATE COLLEGE FOR B.C ROY ENGINEERING COLLEGE OVER C.S. PLOT NO.-221(P), 222, 235, 236, 295, 296(P), 223, 234 OF MOUZA FULJHORE, J.L. NO.-82, P.S.-DURGAPUR, DIST-BURDWAN, CIRCLE/WARD NO.-C/25, HOLDING NO.-20/1/N, NAME OF STREET -JAMUA ROAD.

SECOND FLOOR AREA-250 Sq. m.
 THIRD FLOOR AREA-250 Sq. m.
 FOURTH FLOOR AREA-250 Sq. m.

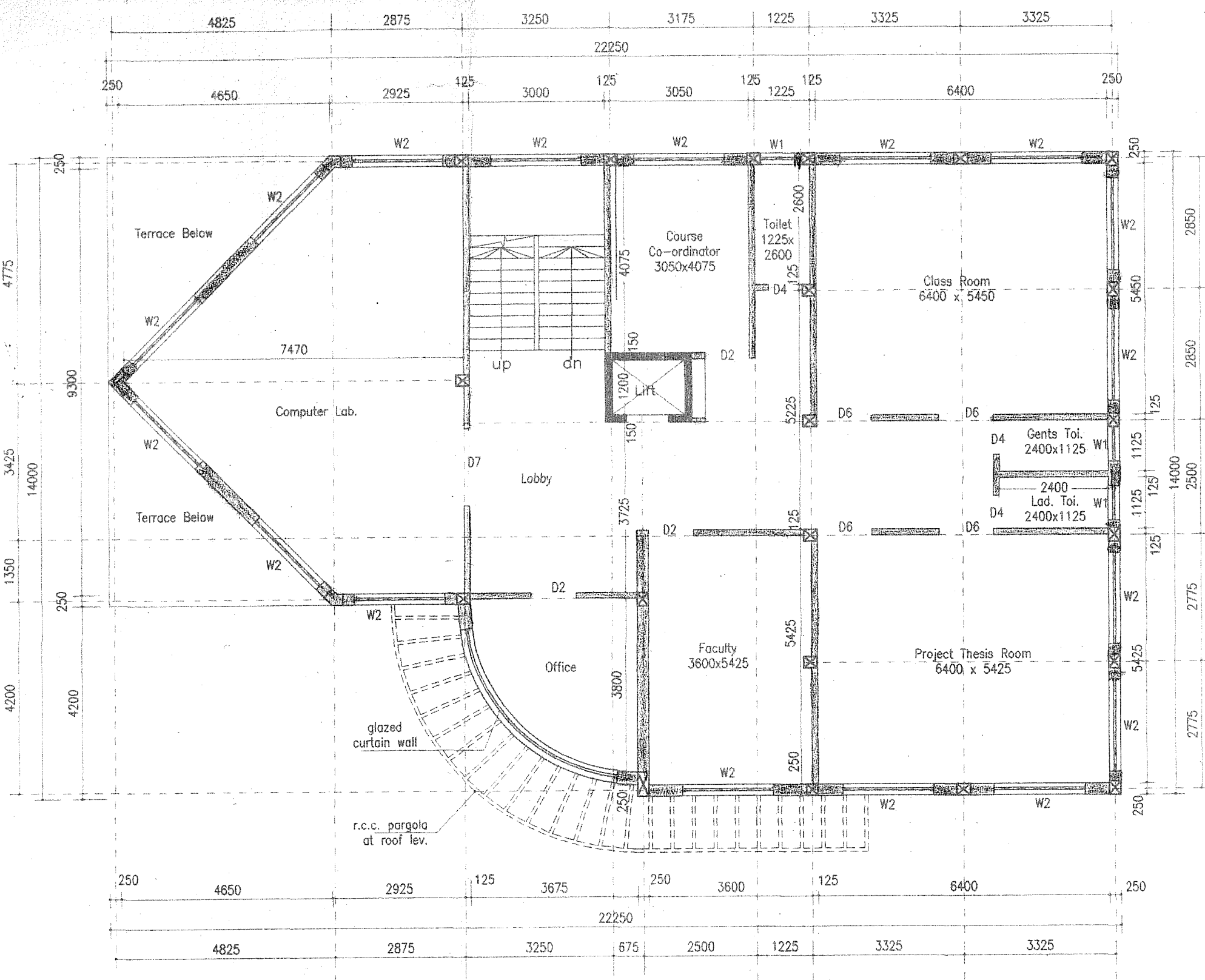
TYPICAL 2nd, 3rd & 4th FLOOR PLAN, SECTION, ELEVATION & ROOF PLAN

Julal Kumar Mitra

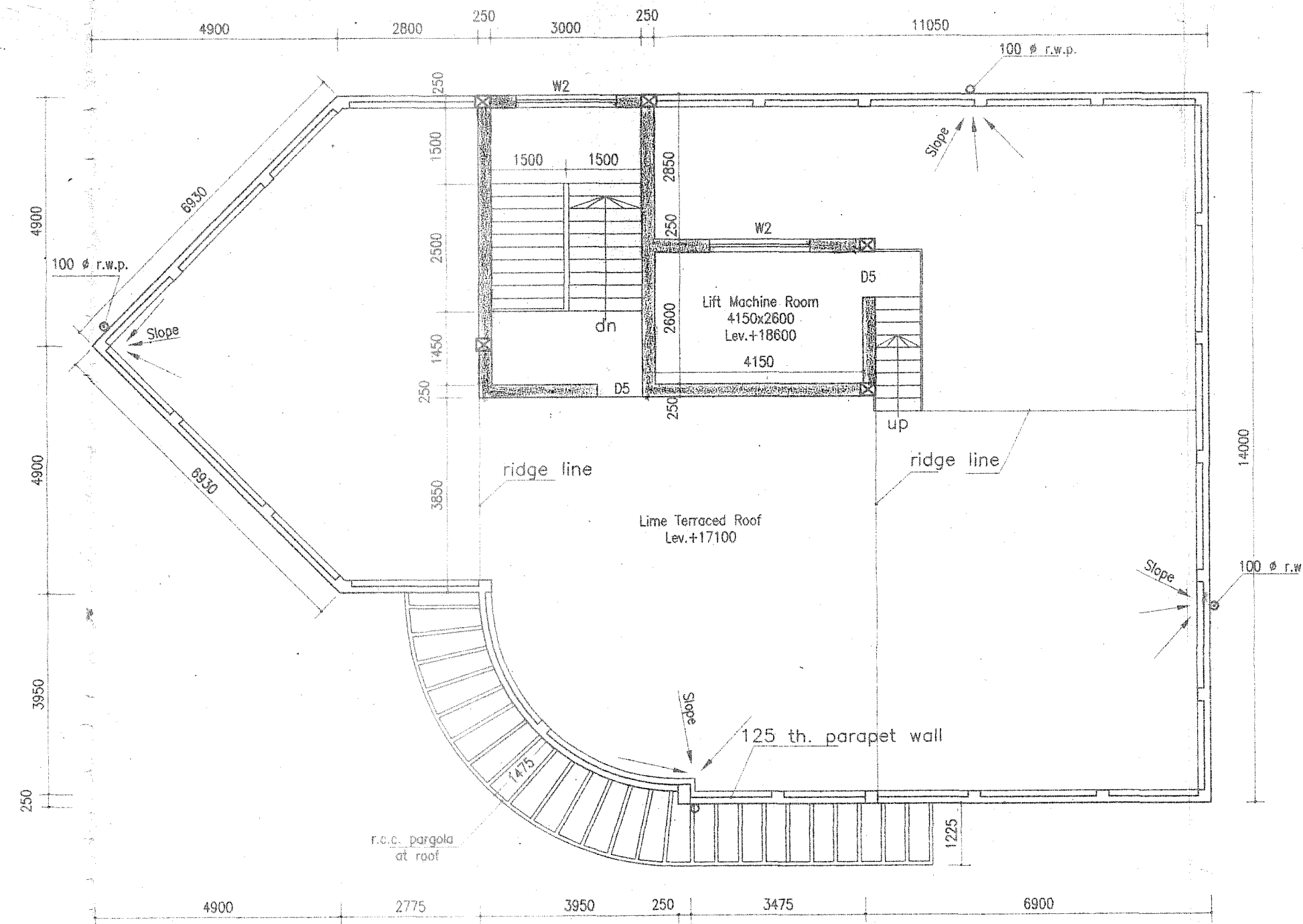
SIGNATURE OF SECRETARY
 ARCHITECT
 HOUSING TECHNOLOGY CONSULTANT

Subrato Chatterjee
 1/8/07
 SUBRATO CHATTERJEE
 Lic. no. DMC/BPD/03
 Reg. no.- CA/88/11711

SCALE -
 DATE -
 DRG. NO. -

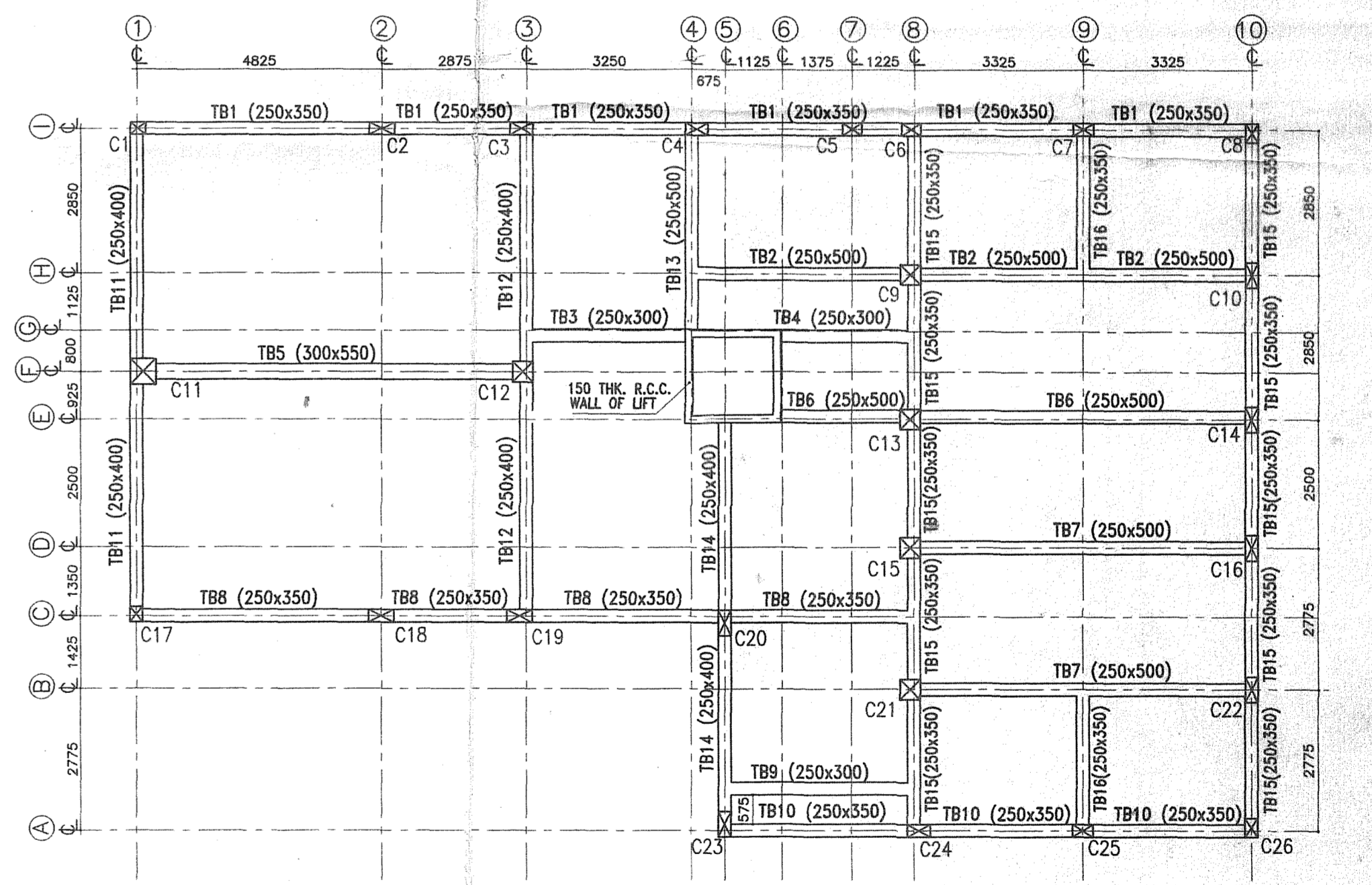



TYPICAL FLOOR PLAN
 SCALE-1:100



ROOF PLAN
 SCALE-1:100





LAYOUT PLAN OF TIE BEAM
SCALE-1:100

NOTES

- ALL DIMENSIONS ARE IN MM.
- WRITTEN DIMENSIONS MUST BE FOLLOWED.
- ALL DIMENSIONS ARE STRUCTURAL AND DO NOT INCLUDE ANY FINISHES.
- ALL DIMENSIONS SHOULD BE CHECKED AT SITE.
- IF ANY DISCREPANCY FOUND IN THE DRAWING IT SHOULD BE BROUGHT TO THE NOTICE OF THE ENGINEER BEFORE COMMENCEMENT OF WORK.
- GRADE OF CONCRETE M 20.
- GRADE OF REINFORCEMENT Fe 415.
- LAP LENGTHS OF TENSILE REINFORCEMENTS SHOULD BE 65D AND IN COMPRESSION 50D WHERE 'D' IS THE DIAMETER OF ROD.

- CLEAR COVER TO MAIN REINFORCEMENTS.
a. FOUNDATION - 50MM c. TIE BEAM - 25MM.
b. COLUMN - 40MM. d. SLAB - 15MM.
- SAFE BEARING CAPACITY OF SOIL AT FOUNDATION LEVEL SHALL NOT BE LESS THAN 15 T/SQ.M.
- DEPTH OF EXCAVATION BELOW EXISTING GROUND LEVEL (D) SHALL BE TO A STRATUM OF ADEQUATE SAFE BEARING CAPACITY, OR 1600 MM, WHICHEVER IS MORE.
- SPECIFICATIONS FOR MATERIALS, WORKMANSHIP AND QUALITY CONTROL SHALL CONFIRM TO RELEVANT IS CODES.

LAYOUT PLAN OF TIE BEAM & TIE BEAM DETAILS

SPECIFICATIONS

- 250 THK. BRICK WORK IN 1:6 MORTAR
- 125 THK. & 75 THK. BRICK WORK IN 1:4 MORTAR
- R.C.C. WORK IN 1:1 1/2:2:3 MORTAR
- P.C.C. WORK IN 1:3:6 MORTAR
- EXTERNAL WALL PLASTER 1 : 5 MORTAR
- INTERNAL WALL PLASTER 1 : 6 MORTAR
- ALL CEILING PLASTER 1 : 4 MORTAR

PROPOSED FIVE STOREYED POST GRADUATE COLLEGE FOR B.C ROY ENGINEERING COLLEGE OVER C.S. PLOT NO.-221(P), 222, 235, 236, 295, 296(P), 223, 234 OF MOUZA - FULJHORE, J.L. NO.-82, P.S.- DURGAPUR, DIST-BURDWAN, CIRCLE/WARD NO.-C/25, HOLDING NO.-20/1/N, NAME OF STREET -JAMUA ROAD.

Dulal Kumar Mitra
SIGNATURE OF OWNER (secretary)

Utpal Kanti Pan
SIGNATURE OF ENGINEER
AMIE Regd. No. (508697)

SIGNATURE OF ARCHITECT
LIC. NO. DMC / SPD - 03
Regd. No. (CA/88/11711)


Architect
HOUSING TECHNOLOGY CONSULTANT

SUHATTA BUILDING
RM. NO. 5/1, CITY CENTER,
DURGAPUR 713216
PH. NO.- 0343 6454905

G-56 RAKESH SHARMA STREET
SECTOR-28 BIDHANNAGAR
DURGAPUR 713212
PH. NO.- 535659 . 94342 26920

SCALE- 1:100 & N. T. S.
DATE- 12. 12. 07
DRG. NO. HTC/ BCR/ PG/ S3

REVISION



APPROVED

BUILDING PLAN APPROVED
ON THE BASIS OF THE INDEMNITY BOND, LAND MUTATION & CONVERSION IS THE RESPONSIBILITY OF THE OWNER.

PLAN No. 20/383/03
R/CB/PP/PH/UT/1
Date: 12/12/07

Structural Safety should be maintained by the Party