



Semester End Survey

Academic Year: 2024-25

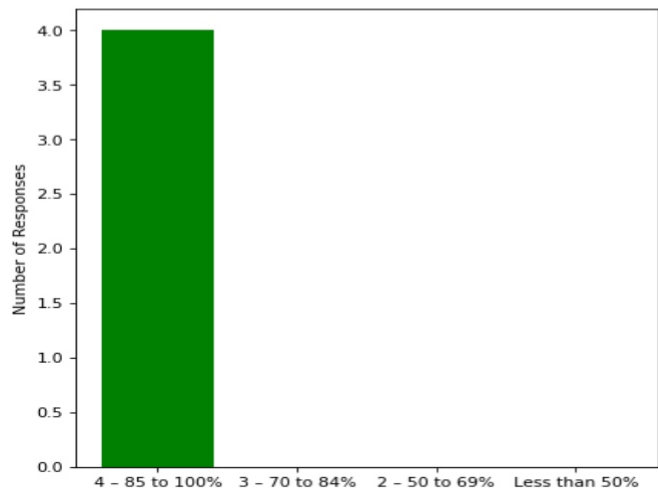
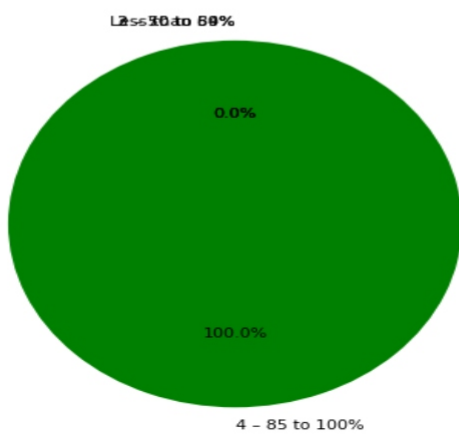
Department: CSE

Semester: FIRST

Total number of students participated in the survey: 4

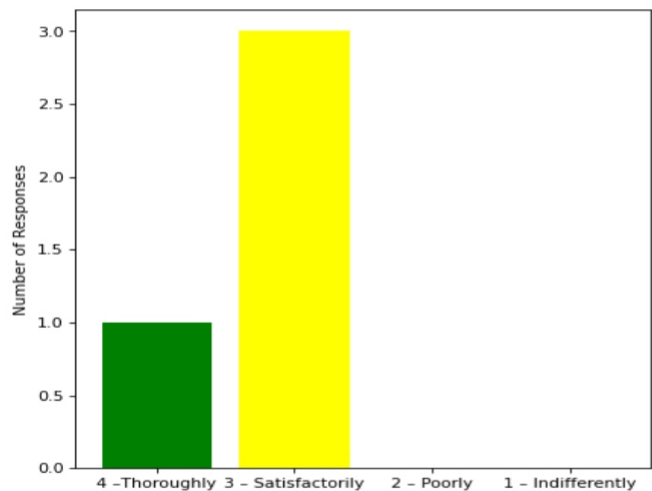
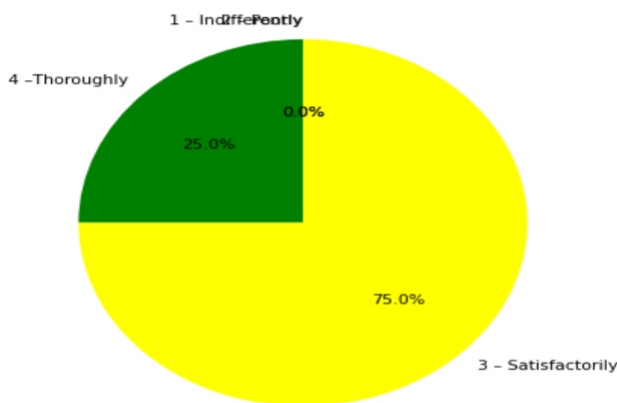
1. The overall syllabus coverage in the class is to an extent of

4 – 85 to 100%: [4] = (100.0%) 3 – 70 to 84%: [0] = (0.0%) 2 – 50 to 69%: [0] = (0.0%) Less than 50%: [0] = (0.0%)



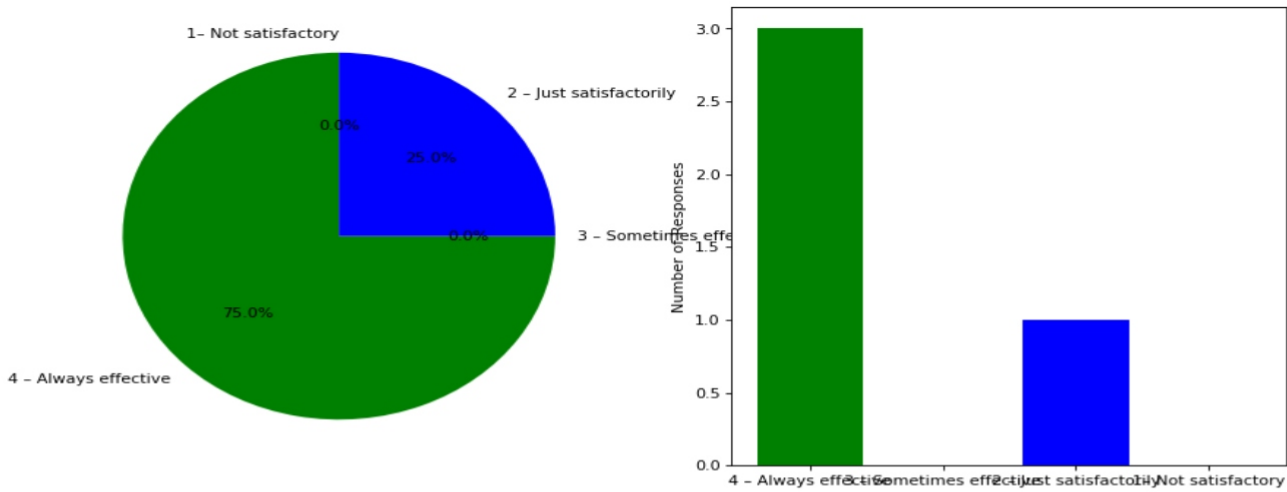
2. Teachers are prepared for the classes

4 –Thoroughly: [1] = (25.0%) 3 – Satisfactorily: [3] = (75.0%) 2 – Poorly: [0] = (0.0%) 1 – Indifferently: [0] = (0.0%)



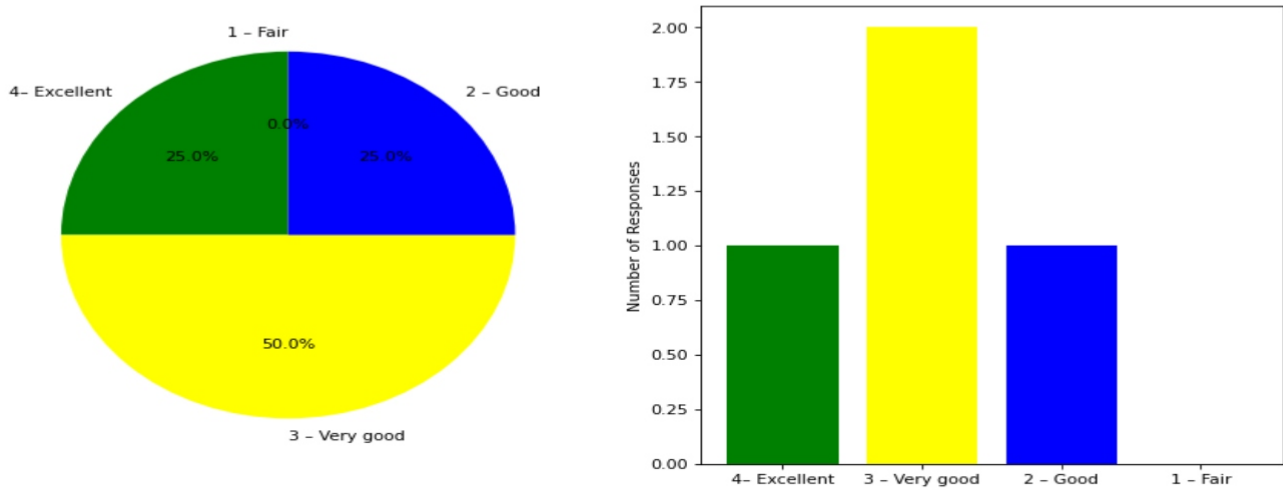
3. Communication of the teachers in the class and outside the class is

4 – Always effective: [3] = (75.0%) 3 – Sometimes effective: [0] = (0.0%) 2 – Just satisfactorily: [1] = (25.0%) 1 – Not satisfactory: [0] = (0.0%)



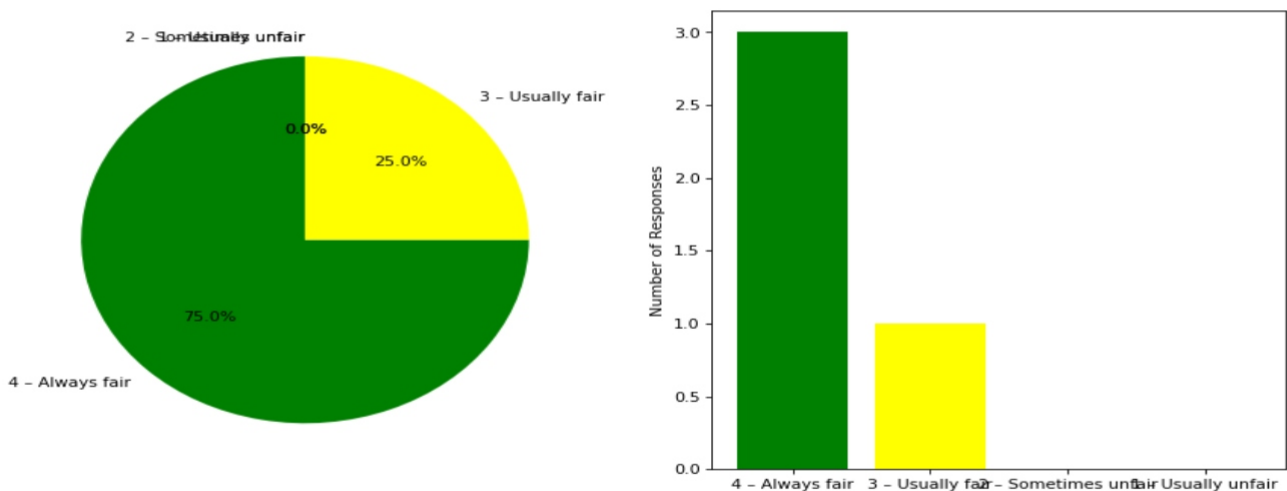
4. Overall learning environment in the classes and laboratories is

4- Excellent: [1] = (25.0%) 3 - Very good: [2] = (50.0%) 2 - Good: [1] = (25.0%) 1 - Fair: [0] = (0.0%)



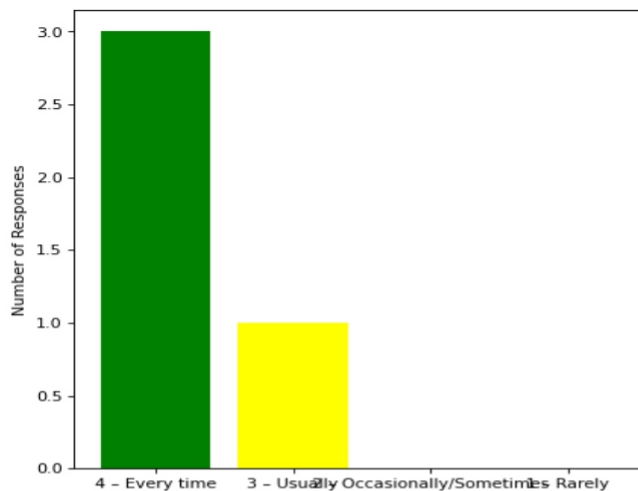
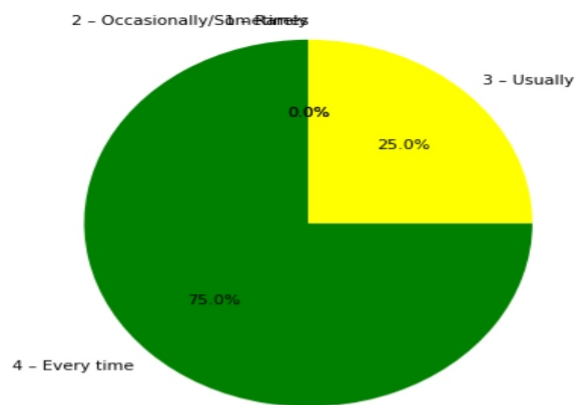
5. Fairness of the internal evaluation process by the teachers is

4 - Always fair: [3] = (75.0%) 3 - Usually fair: [1] = (25.0%) 2 - Sometimes unfair: [0] = (0.0%) 1 - Usually unfair: [0] = (0.0%)



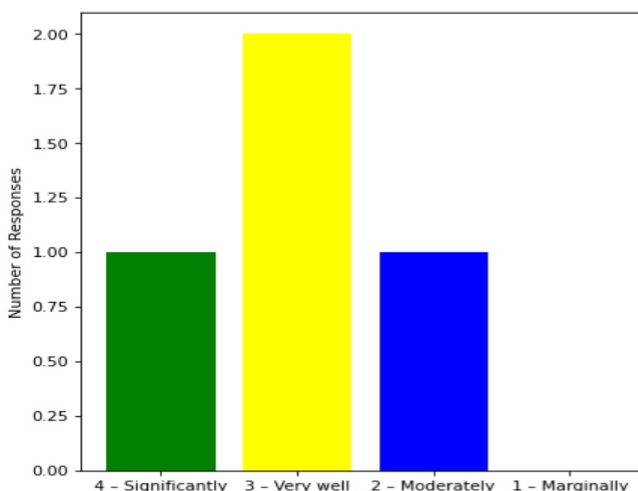
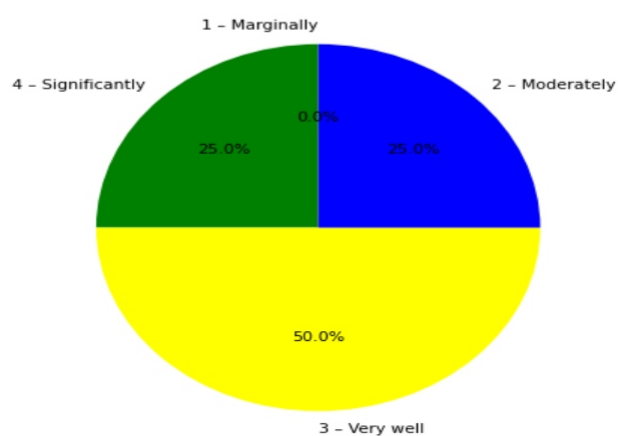
6. The performance in internal evaluations and laboratory experimentation is discussed with the students

4 - Every time: [3] = (75.0%) 3 - Usually: [1] = (25.0%) 2 - Occasionally/Sometimes: [0] = (0.0%) 1 - Rarely: [0] = (0.0%)



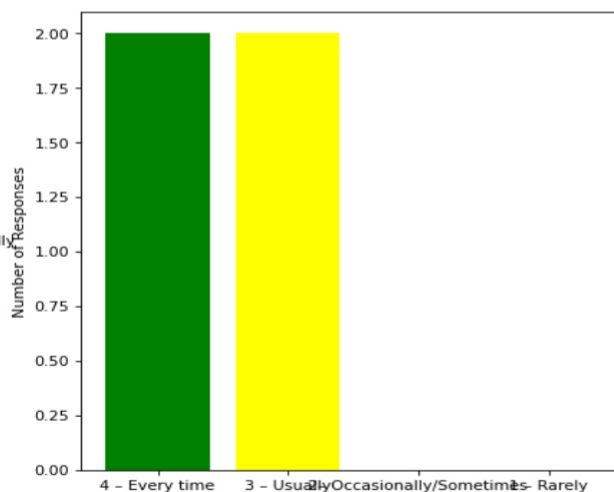
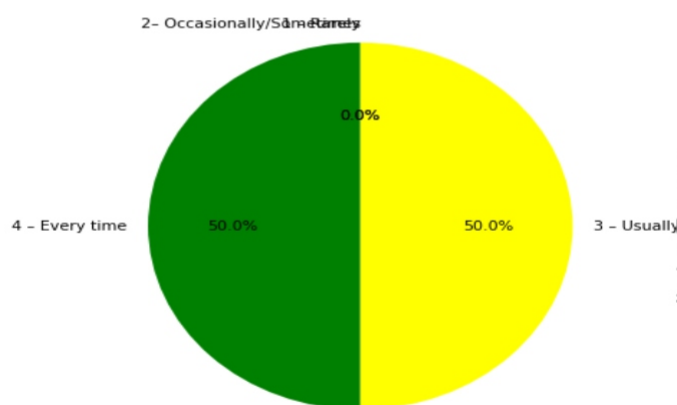
7. The teaching and mentoring process in the department supports the development of your cognitive, social, and emotional growth

4 – Significantly: [1] = (25.0%) 3 – Very well: [2] = (50.0%) 2 – Moderately: [1] = (25.0%) 1 – Marginally: [0] = (0.0%)



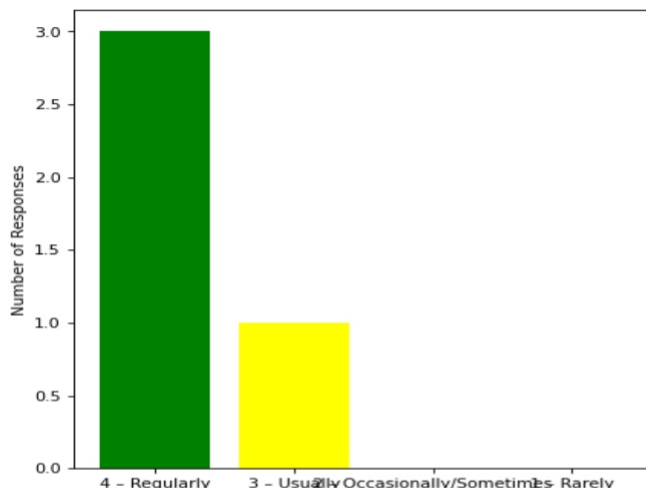
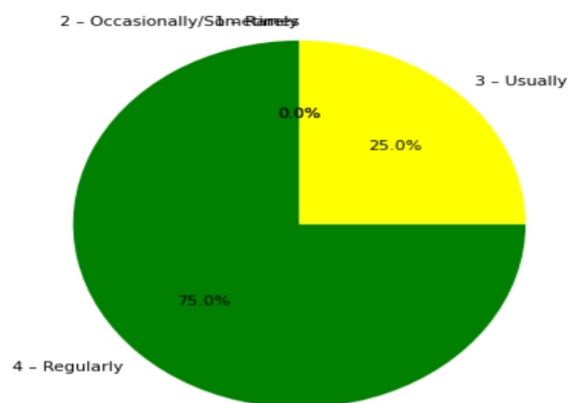
8. Teachers inform students about expected competencies, course outcomes , programme outcomes and overall system of outcome based education(OBE)

4 – Every time: [2] = (50.0%) 3 – Usually: [2] = (50.0%) 2– Occasionally/Sometimes: [0] = (0.0%) 1 – Rarely: [0] = (0.0%)



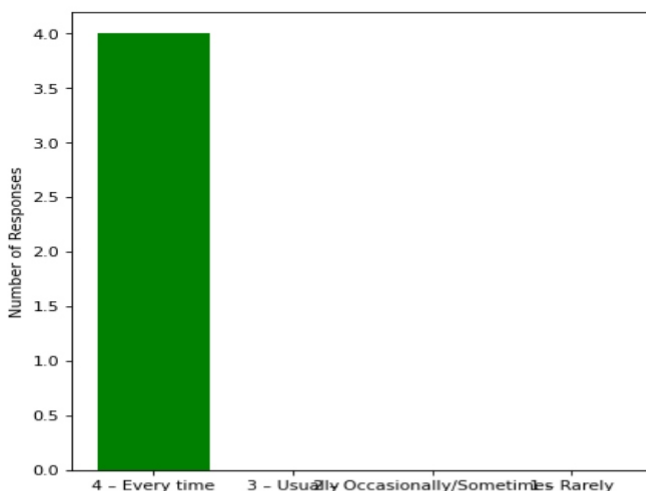
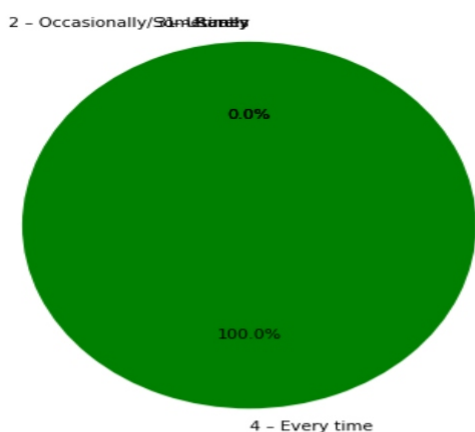
9. Your mentor interacts with you to encourage on your strengths and counsel you to overcome your weakness by identifying them

4 – Regularly: [3] = (75.0%) 3 – Usually: [1] = (25.0%) 2 – Occasionally/Sometimes: [0] = (0.0%) 1 – Rarely: [0] = (0.0%)



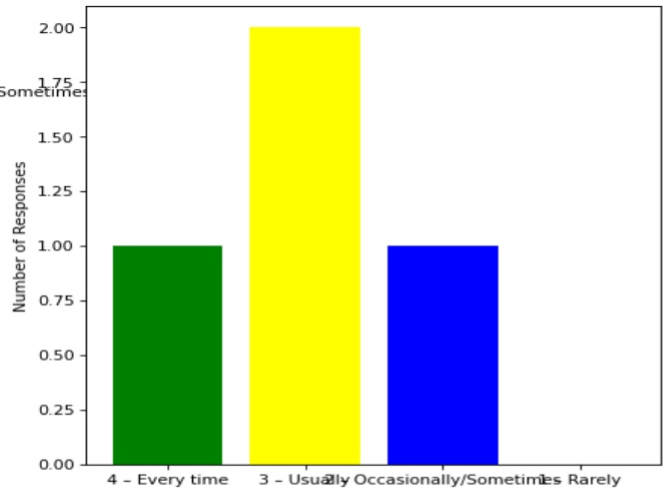
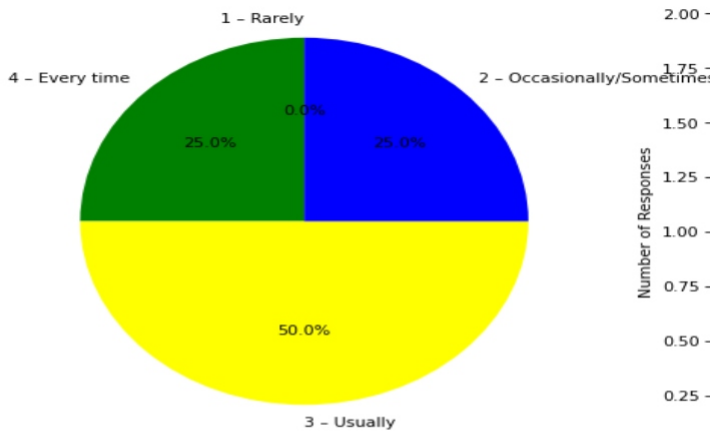
10. The teachers illustrate the concepts through examples and applications and use student centric methods, such as experiential learning, participative learning and problem solving methodologies for enhancing learning experiences

4 – Every time: [4] = (100.0%) 3 – Usually: [0] = (0.0%) 2 – Occasionally/Sometimes: [0] = (0.0%) 1 – Rarely: [0] = (0.0%)



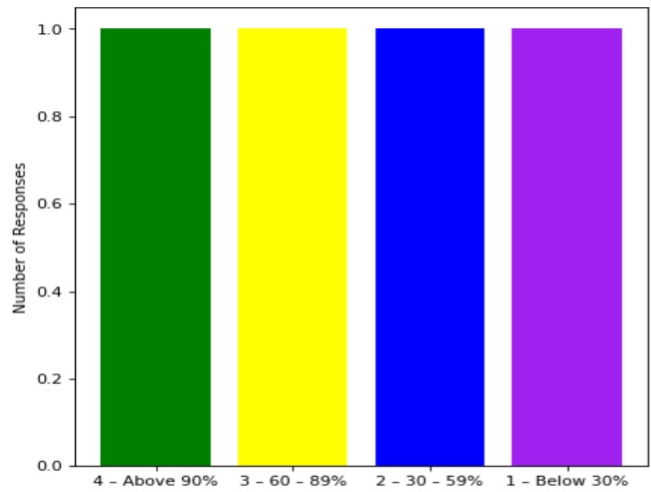
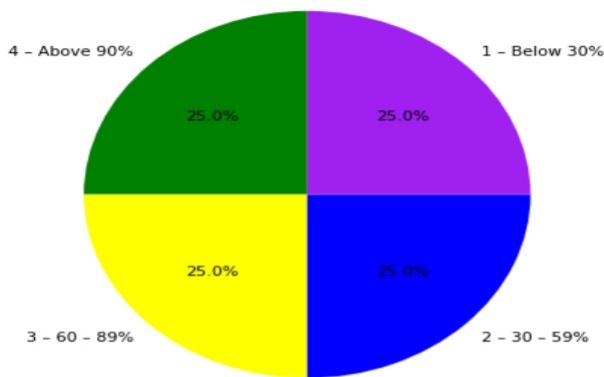
11. The institute takes active interest in promoting internship, field visit, organizes workshop/seminar/extracurricular/co-curricular activities and helps to inculcate soft skills, life skills and employability skills for the holistic development of the students

4 – Every time: [1] = (25.0%) 3 – Usually: [2] = (50.0%) 2 – Occasionally/Sometimes: [1] = (25.0%) 1 – Rarely: [0] = (0.0%)



12. Percentage of teachers using ICT tools such as LCD projector, Multimedia, etc. while teaching

4 – Above 90%: [1] = (25.0%) 3 – 60 – 89%: [1] = (25.0%) 2 – 30 – 59%: [1] = (25.0%) 1 – Below 30%: [1] = (25.0%)



This is a computer generated statement and does not require a signature.