



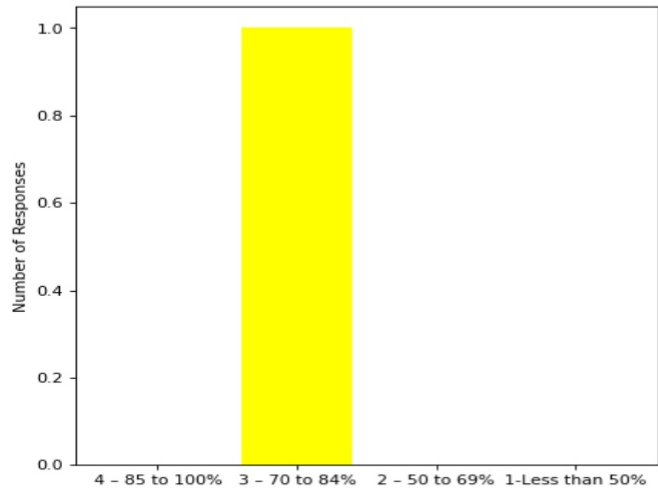
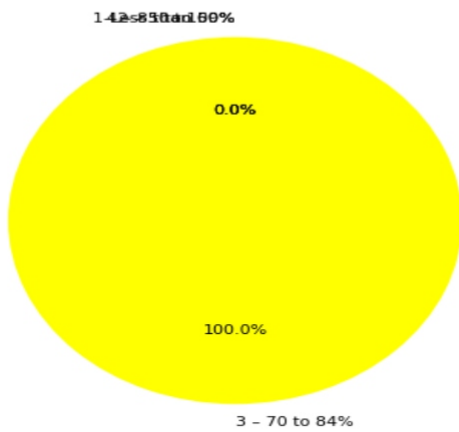
Semester End Survey  
Academic Year: 2024-25  
Department: CSE (DS)  
Semester: FOURTH

Total number of students participated in the survey: 1

### Feedback on Academics

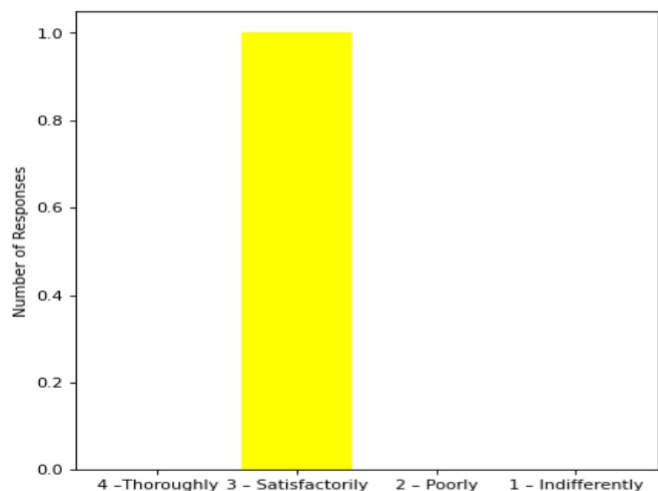
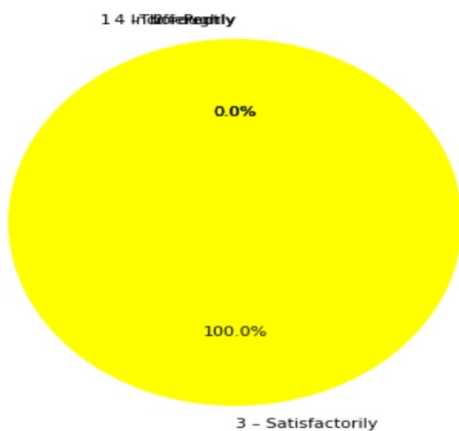
#### 1. The overall syllabus coverage in the class is to an extent of

4 – 85 to 100%: [0] = (0.0%) 3 – 70 to 84%: [1] = (100.0%) 2 – 50 to 69%: [0] = (0.0%) 1-Less than 50%: [0] = (0.0%)



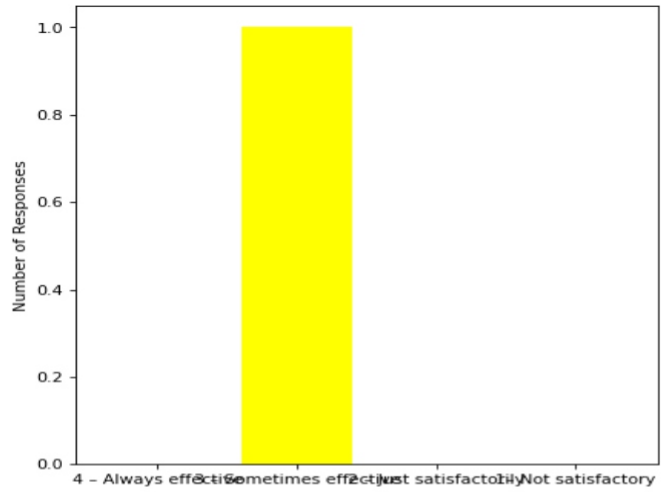
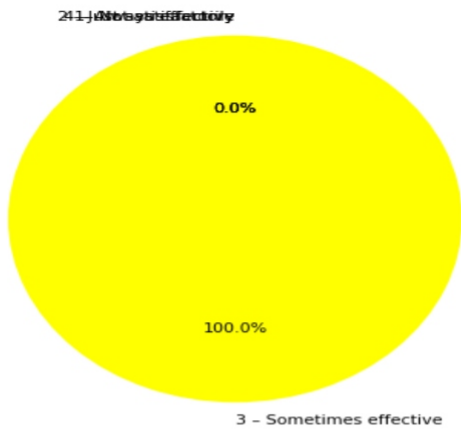
#### 2. Teachers are prepared for the classes

4 – Thoroughly: [0] = (0.0%) 3 – Satisfactorily: [1] = (100.0%) 2 – Poorly: [0] = (0.0%) 1 – Indifferently: [0] = (0.0%)



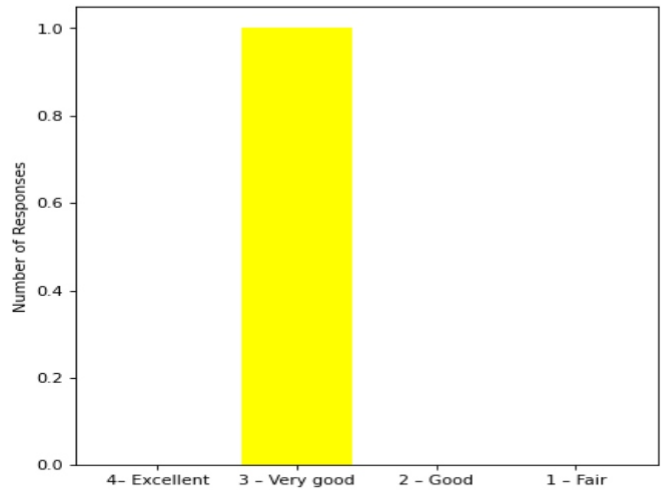
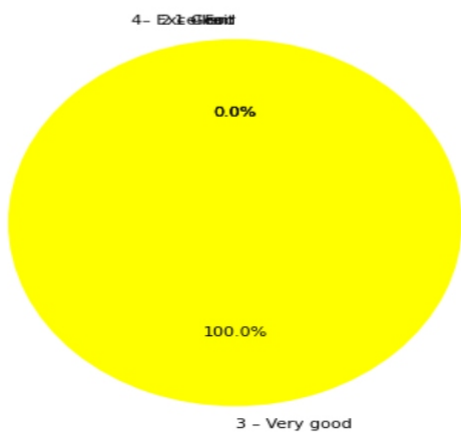
#### 3. Communication of the teachers in the class and outside the class is

4 – Always effective: [0] = (0.0%) 3 – Sometimes effective: [1] = (100.0%) 2 – Just satisfactorily: [0] = (0.0%) 1– Not satisfactory: [0] = (0.0%)



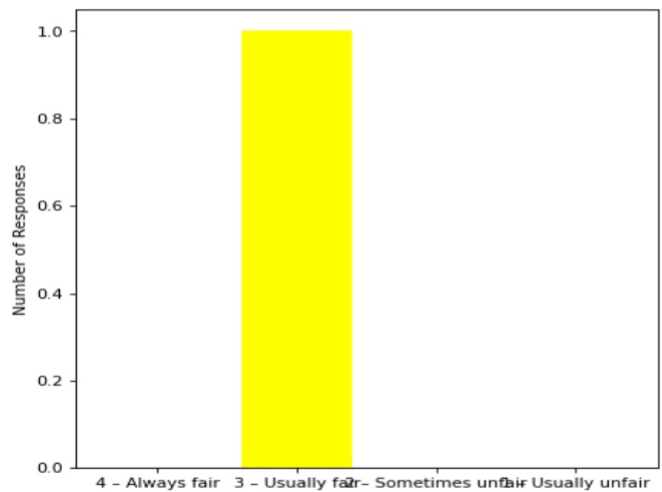
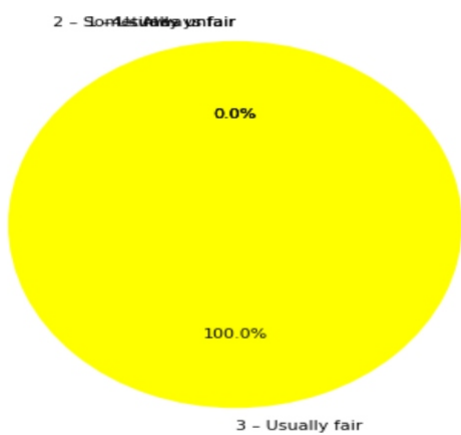
#### 4. Overall learning environment in the classes and laboratories is

4 - Excellent: [0] = (0.0%) 3 - Very good: [1] = (100.0%) 2 - Good: [0] = (0.0%) 1 - Fair: [0] = (0.0%)



#### 5. Fairness of the internal evaluation process by the teachers is

4 - Always fair: [0] = (0.0%) 3 - Usually fair: [1] = (100.0%) 2 - Sometimes unfair: [0] = (0.0%) 1 - Usually unfair: [0] = (0.0%)



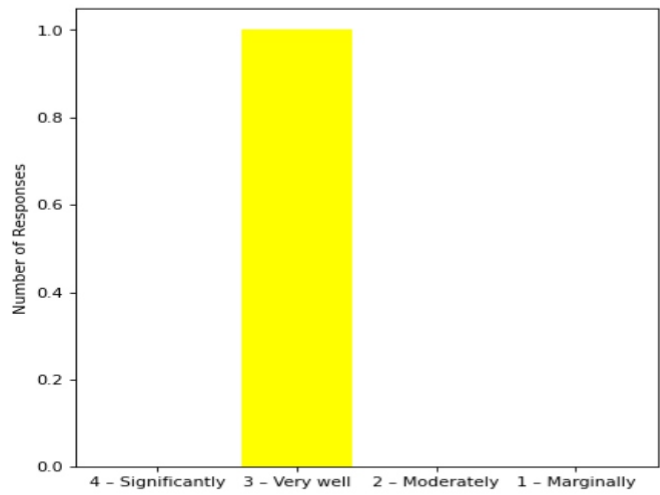
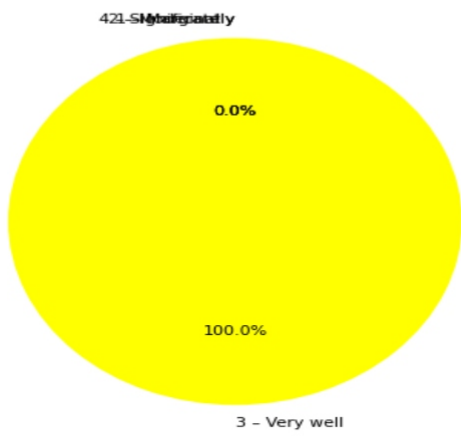
#### 6. The performance in internal evaluations and laboratory experimentation is discussed with the students

4 - Every time: [0] = (0.0%) 3 - Usually: [1] = (100.0%) 2 - Occasionally/Sometimes: [0] = (0.0%) 1 - Rarely: [0] = (0.0%)



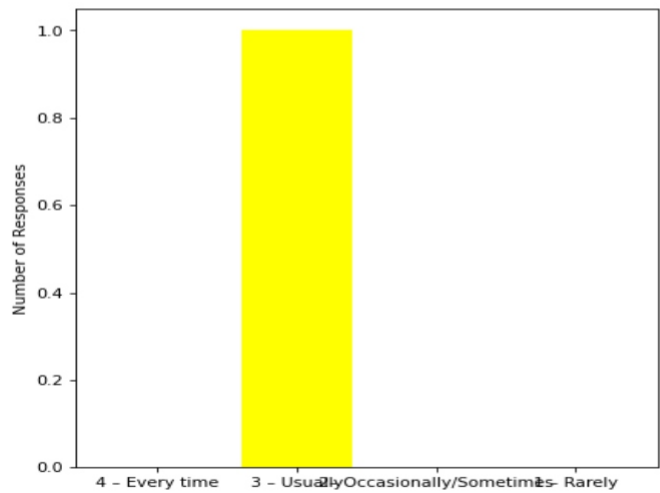
**7. The teaching and mentoring process in the department supports the development of your cognitive, social, and emotional growth**

4 - Significantly: [0] = (0.0%) 3 - Very well: [1] = (100.0%) 2 - Moderately: [0] = (0.0%) 1 - Marginally: [0] = (0.0%)



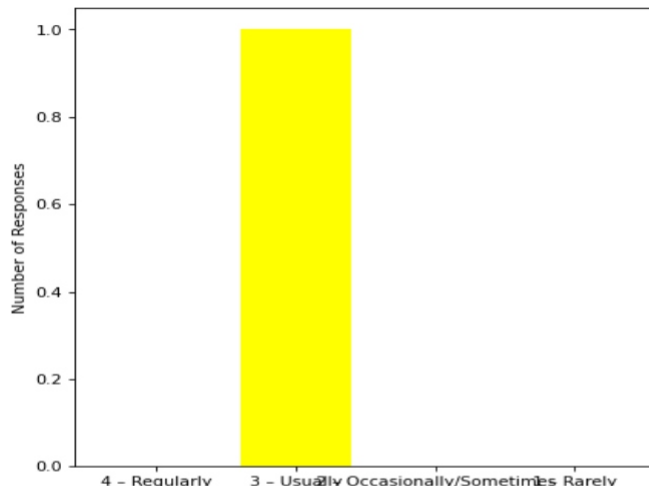
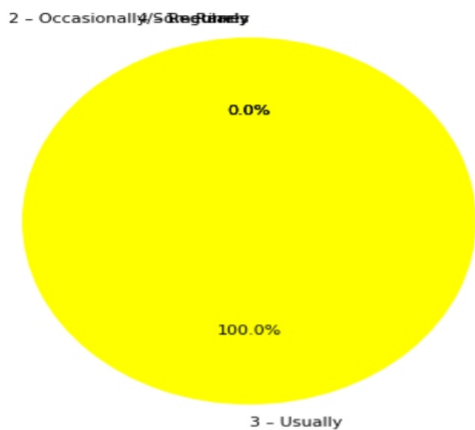
**8. Teachers inform students about expected competencies, course outcomes , programme outcomes and overall system of outcome based education(OBE)**

4 - Every time: [0] = (0.0%) 3 - Usually: [1] = (100.0%) 2 - Occasionally/Sometimes: [0] = (0.0%) 1 - Rarely: [0] = (0.0%)



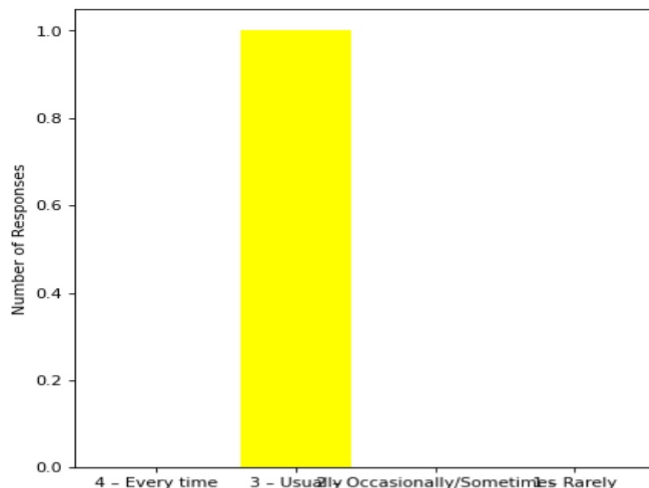
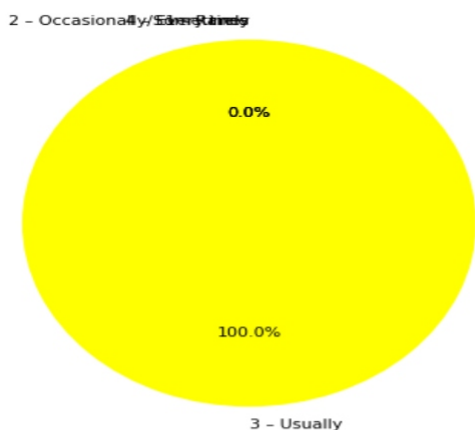
**9. Your mentor interacts with you to encourage on your strengths and counsel you to overcome your weakness by identifying them**

4 – Regularly: [0] = (0.0%) 3 – Usually: [1] = (100.0%) 2 – Occasionally/Sometimes: [0] = (0.0%) 1 – Rarely: [0] = (0.0%)



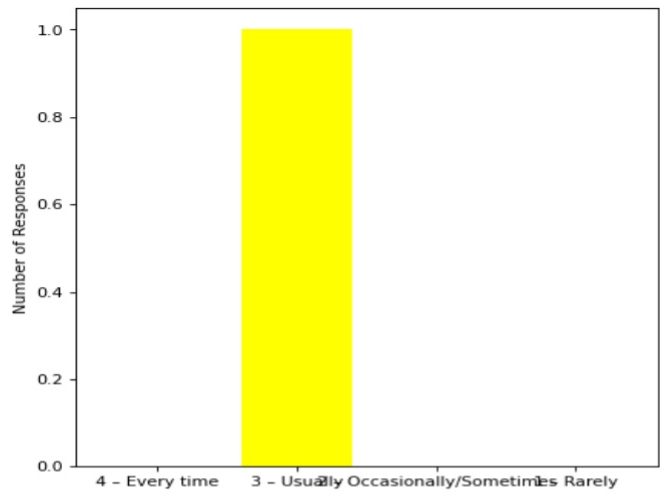
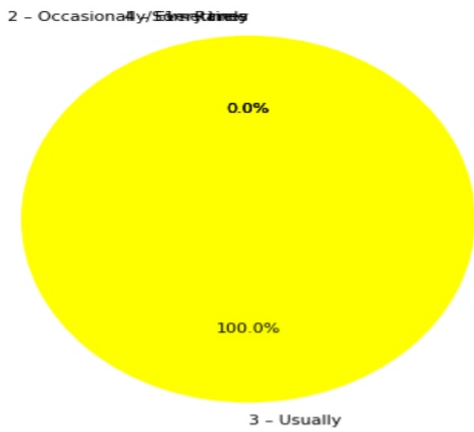
**10. The teachers illustrate the concepts through examples and applications and use student centric methods, such as experiential learning, participative learning and problem solving methodologies for enhancing learning experiences**

4 – Every time: [0] = (0.0%) 3 – Usually: [1] = (100.0%) 2 – Occasionally/Sometimes: [0] = (0.0%) 1 – Rarely: [0] = (0.0%)



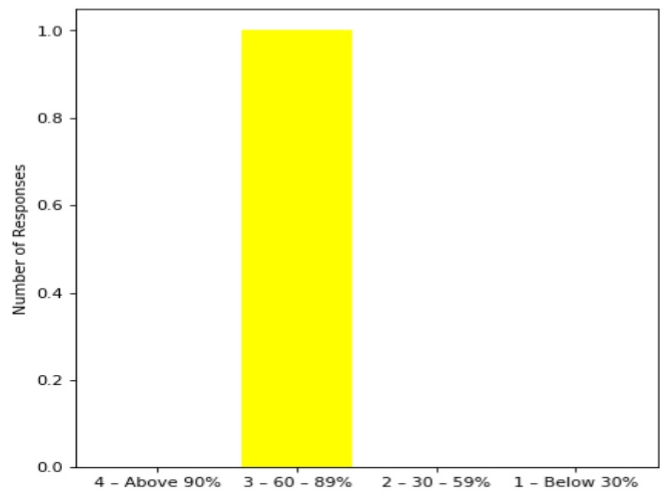
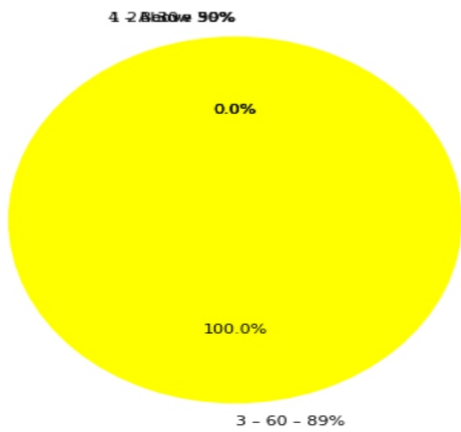
**11. The institute takes active interest in promoting internship, field visit, organizes workshop/seminar/extracurricular/co-curricular activities and helps to inculcate soft skills, life skills and employability skills for the holistic development of the students**

4 – Every time: [0] = (0.0%) 3 – Usually: [1] = (100.0%) 2 – Occasionally/Sometimes: [0] = (0.0%) 1 – Rarely: [0] = (0.0%)



## 12. Percentage of teachers using ICT tools such as LCD projector, Multimedia, etc. while teaching

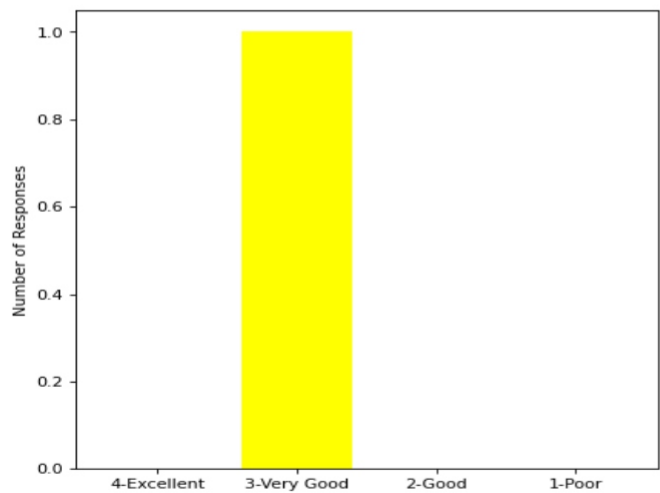
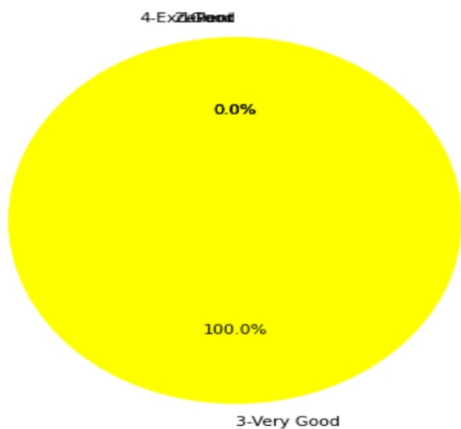
4 - Above 90%: [0] = (0.0%) 3 - 60 - 89%: [1] = (100.0%) 2 - 30 - 59%: [0] = (0.0%) 1 - Below 30%: [0] = (0.0%)



## Feedback on Facilities

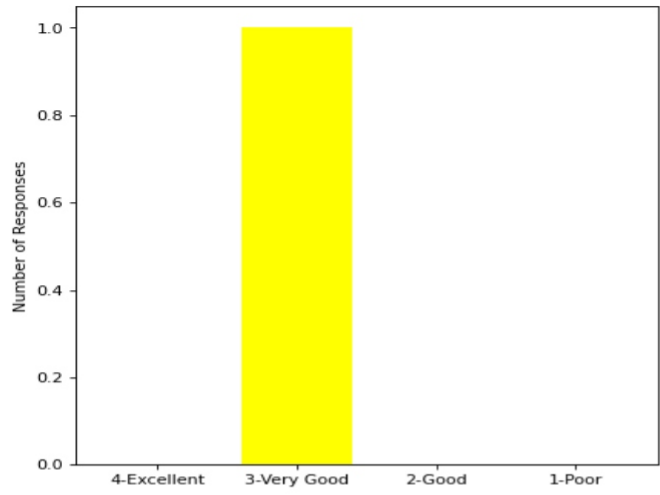
### 13. Class room facility

4-Excellent: [0] = (0.0%) 3-Very Good: [1] = (100.0%) 2-Good: [0] = (0.0%) 1-Poor: [0] = (0.0%)



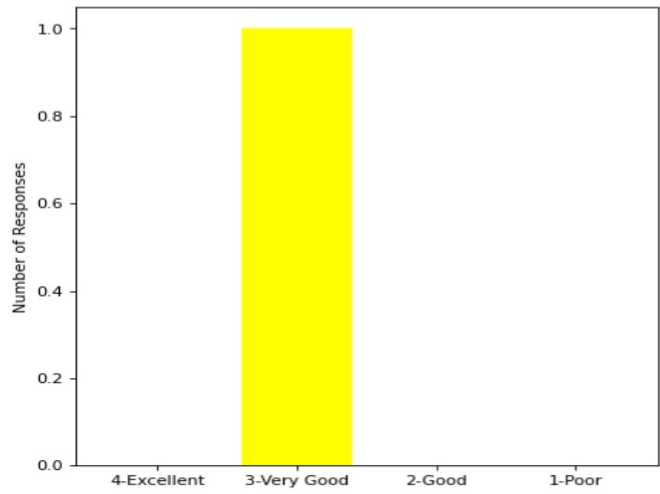
### 14. Laboratory facility

4-Excellent: [0] = (0.0%) 3-Very Good: [1] = (100.0%) 2-Good: [0] = (0.0%) 1-Poor: [0] = (0.0%)



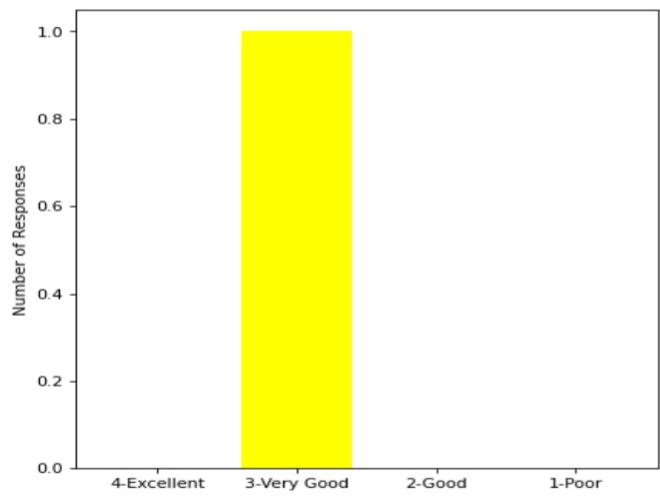
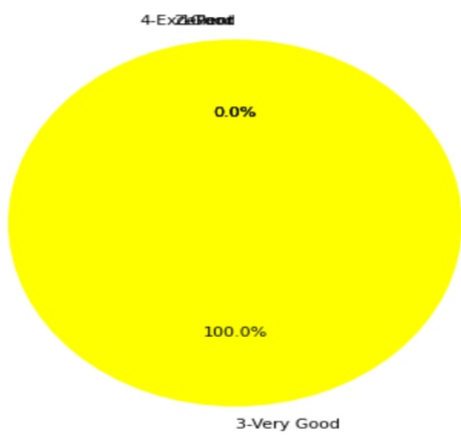
### 15. Library facility

4-Excellent: [0] = (0.0%) 3-Very Good: [1] = (100.0%) 2-Good: [0] = (0.0%) 1-Poor: [0] = (0.0%)



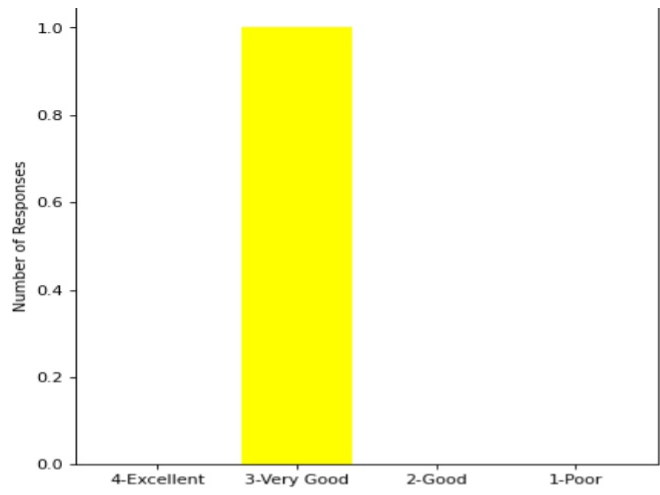
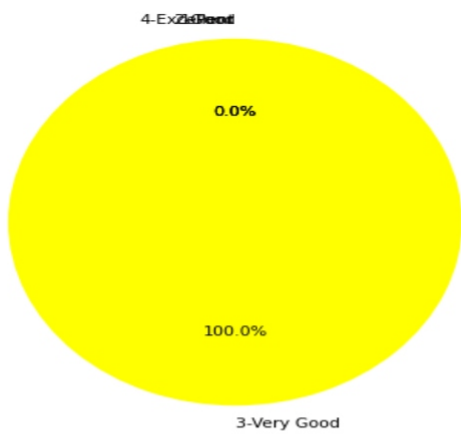
### 16. Hostel facility

4-Excellent: [0] = (0.0%) 3-Very Good: [1] = (100.0%) 2-Good: [0] = (0.0%) 1-Poor: [0] = (0.0%)



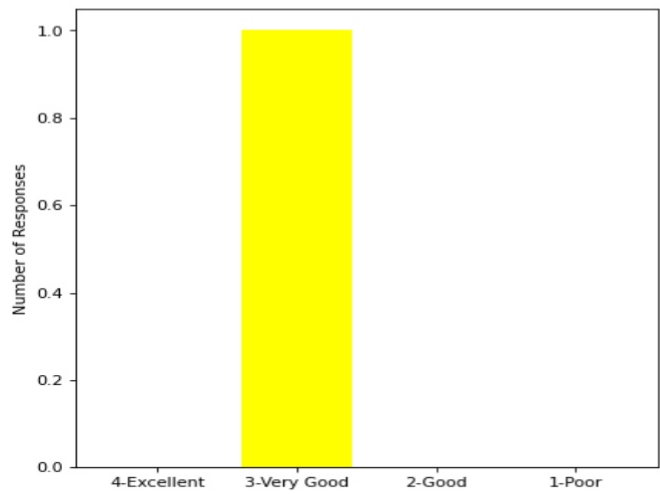
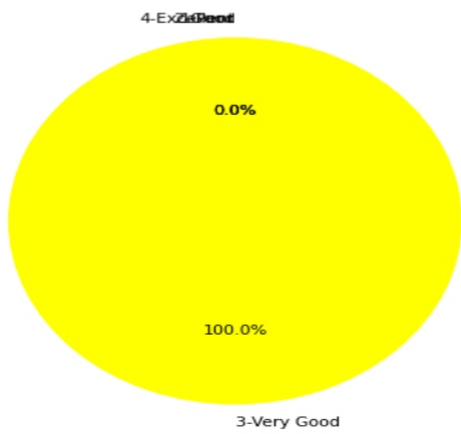
### 17. Sports facility

4-Excellent: [0] = (0.0%) 3-Very Good: [1] = (100.0%) 2-Good: [0] = (0.0%) 1-Poor: [0] = (0.0%)



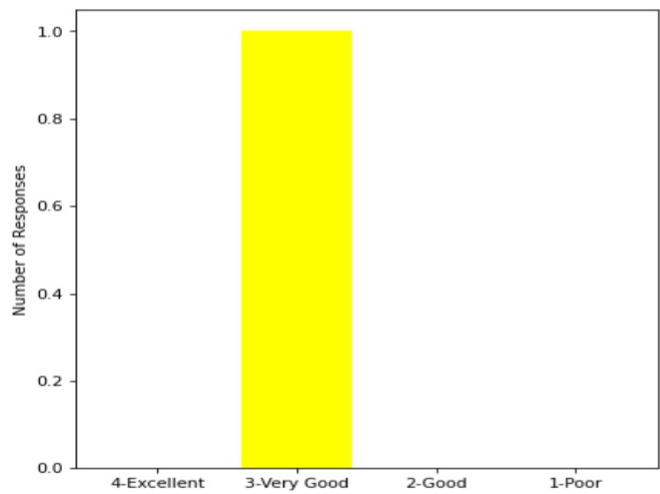
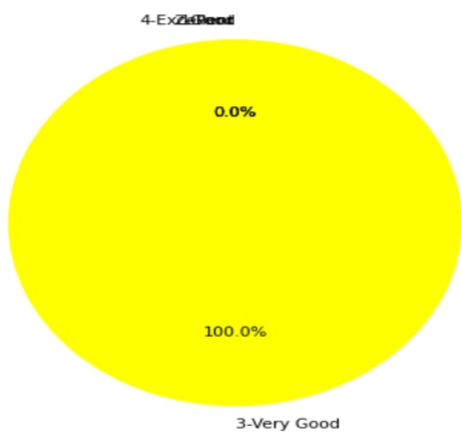
### 18. Water facility

4-Excellent: [0] = (0.0%) 3-Very Good: [1] = (100.0%) 2-Good: [0] = (0.0%) 1-Poor: [0] = (0.0%)



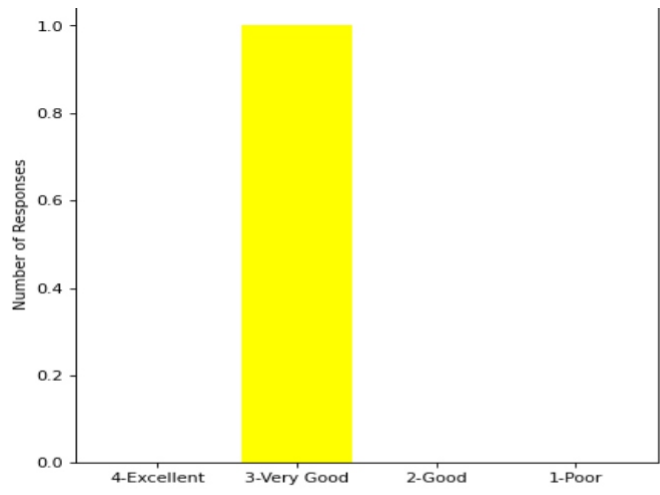
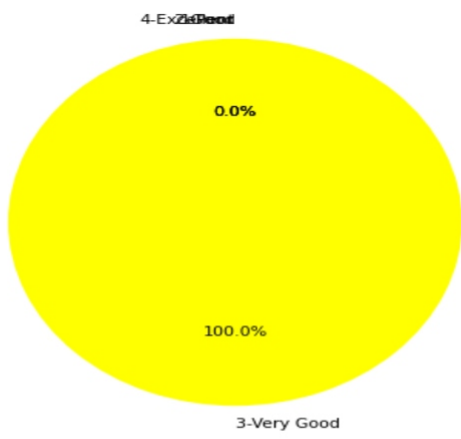
### 19. Cleanliness and Hygiene

4-Excellent: [0] = (0.0%) 3-Very Good: [1] = (100.0%) 2-Good: [0] = (0.0%) 1-Poor: [0] = (0.0%)



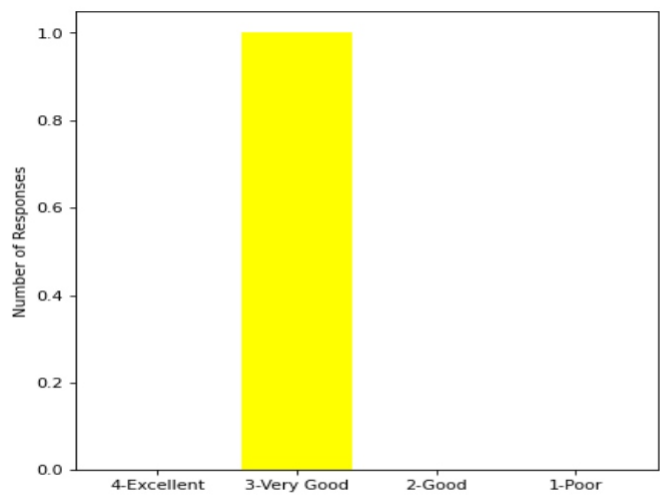
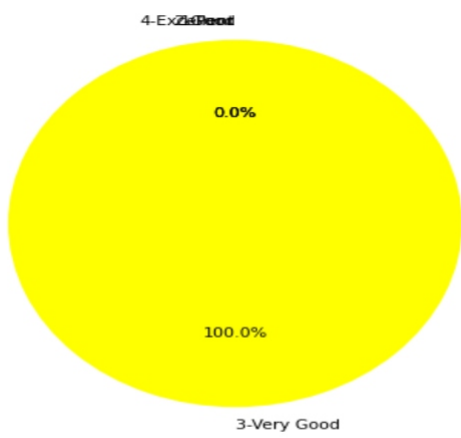
### 20. Canteen facility

4-Excellent: [0] = (0.0%) 3-Very Good: [1] = (100.0%) 2-Good: [0] = (0.0%) 1-Poor: [0] = (0.0%)



**21. Internet facility**

4-Excellent: [0] = (0.0%) 3-Very Good: [1] = (100.0%) 2-Good: [0] = (0.0%) 1-Poor: [0] = (0.0%)



This is a computer generated statement and does not require a signature.