












- ☐ **[Low light scene enhancement for object detection and tracking using multiscale decomposition and fusion](#)** 
- Mayukhmala Jana; Pradipta Roy
- Publication Year: 2023 , Page(s): 1 - 6
- [✓ Abstract](#) [HTML](#)  
-
- ☐ **[Design and Analysis of Substrate Reliant Slotted Microstrip Patch Antenna for Modern Communication](#)** 
- T. Hemalatha; Bappaditya Roy; Ankan Bhattacharjee; Koynndrik Bhattacharjee; Arnab De; S.K Dubey; D Mandal
- Publication Year: 2023 , Page(s): 1 - 4
- [✓ Abstract](#) [HTML](#)  
-
- ☐ **[Empirical Modeling and Comparison of Very High Frequency Path Loss in Vegetation and Building Channels](#)** 
- Adebayo Adewumi; Stephen Oyetoro; Adebayo Adebimpe; Islamiat Olalere; Rebecca Odejobi
- Publication Year: 2023 , Page(s): 1 - 4
- [✓ Abstract](#) [HTML](#)  
-
- ☐ **[One-dimensional Microaneurysm Feature Sequence Segmentation in Fundus Images](#)** 
- Renuka Acharya; Niladri B. Puan; V. Sairam Reddy
- Publication Year: 2023 , Page(s): 1 - 5
- Cited by: [Papers \(1\)](#)
- 

Design and Analysis of Substrate Reliant Slotted Microstrip Patch Antenna for Modern Communication

Publisher: IEEE

Cite This



T. Hemalatha ; Bappaditya Roy ; Ankan Bhattacharjee ; Koyndrik Bhattacharjee ; Arnab De ; S.K Dubey [All Authors](#)

61

Full

Text Views



Need
Full-Text

access to IEEE *Xplore*
for your organization?

CONTACT IEEE TO SUBSCRIBE >

Abstract

Document Sections

I. Introduction

II. Antenna Design

III. Results and Discussion

>> Conclusion

Authors

Figures

References

Keywords

Metrics

Abstract:

A novel slotted microstrip patch antenna (MSA) is designed using FR4 epoxy dielectric substrate with coaxial feeding. A comparative analysis of slotted antennas with coaxial feeding is performed using various dielectric substrates, and the same antenna is then designed by modifying the coaxial feed's co-ordinates to validate the influence on antenna performance. At the desired frequency, it can be demonstrated that FR4 epoxy offers the suitable impedance matching and bandwidth. The operational frequency response(s) of the antenna are 6, 8.2, 10, and 12 GHz, and the dielectric substrate material used in construction is FR4 epoxy. The maximum reflection coefficient obtained is -19.9 dB at 5.9 GHz resonating frequency and achieved gain of 5.5 dBi. The antenna is intended for use in wireless communication systems.

Published in: [2023 3rd International Conference on Range Technology \(ICORT\)](#)

Date of Conference: 23-25 February 2023

DOI: [10.1109/ICORT56052.2023.10249084](#)

Date Added to IEEE *Xplore*: 19 September 2023

Publisher: IEEE

▼ ISBN Information:

Conference Location: Chandipur, Balasore, India

Electronic ISBN:978-1-6654-9331-4

Print on Demand(PoD) ISBN:978-1-6654-9332-1

More Like This

[Comparative study on the mutual coupling between different sized cylindrical dielectric resonators antennas and circular microstrip patch antennas](#)

IEEE Transactions on Antennas and Propagation

Published: 2005

[Investigation on Arc Dielectric Resonator Antenna and Arc Microstrip Patch Antenna](#)

2018 IEEE 3rd Advanced Information Technology, Electronic and Automation Control Conference (IAEAC)

Published: 2018

Show More

PDF

Help

Feedback

Design and Analysis of Substrate Reliant Slotted Microstrip Patch Antenna for Modern Communication

T. Hemalatha¹, Bappaditya Roy², Ankan Bhattacharjee³, Koynndrik Bhattacharjee⁴, Arnab De⁵, S.K Dubey⁶, D Mandal⁷

^{1,2} School of Electronics Engineering, VIT-AP University, Amaravati, India - 522237

³Department, of ECE, MIT, Bishnupur, India

⁴Department of Civil Engineering, BCREC, Durgapur, India

^{5,6,7}Department, of ECE,, K.K. Institution, Dhanbad, India

¹hemalatha.21phd7138@vitap.ac.in

²bappaditya.roy@vitap.ac.in

Abstract—A novel slotted microstrip patch antenna (MSA) is designed using FR4 epoxy dielectric substrate with coaxial feeding. A comparative analysis of slotted antennas with coaxial feeding is performed using various dielectric substrates, and the same antenna is then designed by modifying the coaxial feed's co-ordinates to validate the influence on antenna performance. At the desired frequency, it can be demonstrated that FR4 epoxy offers the suitable impedance matching and bandwidth. The operational frequency response(s) of the antenna are 6, 8.2, 10, and 12 GHz, and the dielectric substrate material used in construction is FR4 epoxy. The maximum reflection coefficient obtained is -19.9 dB at 5.9 GHz resonating frequency and achieved gain of 5.5 dBi. The antenna is intended for use in wireless communication systems.

Keywords— *Dielectric constant, Patch, Coaxial feed, Substrate, Advance Communication*

I. INTRODUCTION

Modern wireless technology developments have increased the demand for compact, high-bandwidth antennas to be used in industrial communication systems. In order to advance the technology of contemporary communications systems, researchers have investigated into a number of methods for developing distinctive wideband microstrip antennas [1–11]. For a specific wireless system application in the past, a dedicated antenna with a predetermined radiation characteristic was used. This problem was solved by increasing the fractional bandwidth of microstrip antennas, permitting one antenna to meet the bandwidth needs of many applications. The design of a low-cost antenna involved the application of several techniques and materials. For the construction of patch antennas, which is significant [2], we often use inexpensive substrate materials. The substrate [3] is the main factor in a microstrip antenna's mechanical strength. The dielectric used is also responsible for the reduced electrical characteristics (space waves) of the antenna. The substrate used in the design of a microstrip antenna has a significant impact on the manufacturing cost. Surface waves created on the antenna reduce the total power available for direct radiation by a minor fraction. As a result, attention must be given while choosing a substrate to ensure that the electrical and mechanical standards of the antenna are upheld [4–6]. The loss tangent and dielectric constant, in addition to how they vary with temperature and frequency, homogeneity, dimensional stability, and other substrate features, are all taken into account in selecting a dielectric material [7–8]. To increase the bandwidth of a printed patch, utilise a thick substrate with a low dielectric permittivity [9–14]. In this study, we designed and tested a small slotted

antenna with coaxial feeding on various substrates with the same structure. The effect on antenna performance is then tested by designing the identical antenna with the modified coaxial feed's coordinates. We used various substrate materials and conducted a comparative investigation of antenna properties in the proposed structure. The advantageous features of the antenna are compact size, low cost substrate and can easily be manufactured. The compact profile of the antenna makes it suitable to be included in wireless communication devices designed to be operated in the proposed frequency range(s).

II. ANTENNA DESIGN

The proposed antenna is designed using FR4 epoxy substrate having dielectric constant 4.4. Figure 1(a) represents the proposed antenna structure with coaxial feeding at the centre of the patch and the dimensions of the substrate and patch are 30 x 30 x 1.6 mm³ and 20 x 11 mm². Figure 1 (b) shows the image of the fabricated prototype. Using eq.1 we can calculate the equilateral triangle height (H). That the H value can be fixed as per dielectric value,

$$H = \frac{2 \times C}{3f_r \times \sqrt{\epsilon_r}} \dots \dots \dots (1)$$

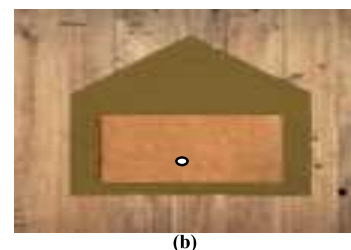
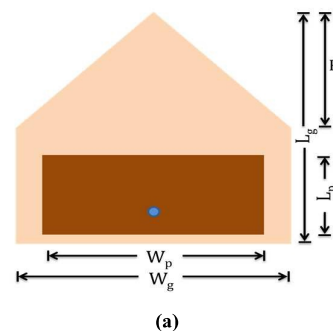


Fig.1: a) Front view of the proposed slotted antenna with coaxial feeding at the centre of the patch b) fabricated prototype.

TABLE I